

CENTER LINE *Forged* WHEELS



Local: 562-921-9637
Toll Free: 800-345-8671
FAX: 562-802-7318

WD PRICE LIST
2006

CENTER LINE TABLE OF CONTENTS

SERIES NO. STYLE PAGE

CALIFORNIA SERIES

519	ENCINO (Polished)	3
520	ENCINO (Chrome)	3
523	COMPTON (Polished)	3
524	COMPTON (Chrome)	3
525	O.C. (Polished)	3
526	O.C. (Chrome)	3
527	HOLLYWOOD (Polished)	3
528	HOLLYWOOD (Chrome)	3
529	SMOOTHIE (Polished)	3
530	SMOOTHIE (Chrome)	3

TOMAHAWK SERIES

201	STINGRAY III (Polished)	4
202	STINGRAY III (Chrome)	4
203	CHAMP XL (Polished)	4
204	CHAMP XL (Chrome)	4
205	RAPID (Polished)	4
206	RAPID (Chrome)	4
207	SNIPER (Polished)	4
208	SNIPER (Chrome)	4
209	TOMCAT (Polished)	4
209	TOMCAT (Chrome)	4
211	ESCAPE (Polished)	4
212	ESCAPE (Chrome)	4
213	VOLTAGE II (Polished)	1
214	VOLTAGE II (Chrome)	11
215	TRACER II (Polished)	11
216	TRACER II (Chrome)	11
217	ARCHER II (Polished)	11
218	ARCHER II (Chrome)	11
219	AVENGER II (Polished)	11
220	AVENGER II (Chrome)	11

WILDERNESS SERIES

619	WILDCAT (Polished)	6
620	WILDCAT (Chrome)	6
621	KODIAK (Polished)	6
622	KODIAK (Chrome)	6
623	SCOUT (Polished)	6
624	SCOUT (Chrome)	6
625	BLACKFOOT (Polished)	6
626	BLACKFOOT (Chrome)	6
627	FLINT (Polished)	6
628	FLINT (Chrome)	6
629	FALCON (Polished)	6
630	FALCON (Chrome)	6

SERIES NO. STYLE PAGE

WILDERNESS SERIES (cont.)

632	OCTANE (Chrome)	7
633	8-BALL (Polished)	7
634	8-BALL (Chrome)	7
635	TRACKER II (Polished)	7
636	TRACKER II (Chrome)	7
637	VECTOR II (Polished)	7
638	VECTOR II (Chrome)	7
639	BULLET II (Polished)	7
640	BULLET II (Chrome)	7
641	DORSAL II (Polished)	7
642	DORSAL II (Chrome)	7

OFFROAD SERIES

38	COOLER (Diamond Finish)	9
54	WOLFER (Chrome)	9
56	G-2 (Chrome)	9

CROSSFIRE SERIES

150	CROSSFIRE (Polished)	9
-----	----------------------	---

MONSOON

341	VIKING (Polished)	10
342	VIKING (Chrome)	10
343	PIRANHA (Polished)	10
344	PIRANHA (Chrome)	10
345	NEUTRON (Polished)	10
346	NEUTRON (Chrome)	10
347	STORM (Polished)	10
348	STORM (Chrome)	10
349	RPM (Polished)	10
350	RPM (Chrome)	10
351	TSUNAMI (Polished)	10
352	TSUNAMI (Chrome)	10

MILLENNIUM SERIES

469	LEXI IV - 5 SPOKE (Polished)	11
470	LEXI IV - 5 SPOKE (Chrome)	11
471	LEXI III - 6 SPOKE (Polished)	11
472	LEXI III - 6 SPOKE (Chrome)	11
473	ACE - 5 SPOKE (Polished)	11
474	ACE - 5 SPOKE (Chrome)	11
475	ACE II - 6 SPOKE (Polished)	11
476	ACE II - 6 SPOKE (Chrome)	11
477	EDGE - 5 SPOKE (Polished)	11
478	EDGE - 5 SPOKE (Chrome)	11
479	EDGE II - 6 SPOKE (Polished)	11
480	EDGE II - 6 SPOKE (Chrome)	11
491	MILANO - 5 SPOKE (Polished)	11
492	MILANO - 5 SPOKE (Chrome)	11

SERIES NO. STYLE PAGE

MILLENNIUM SERIES (cont.)

493	MILANO II - 6 SPOKE (Polished)	11
494	MILANO II - 6 SPOKE (Chrome)	11
495	RAPTOR - 5 SPOKE (Polished)	11
496	RAPTOR - 5 SPOKE (Chrome)	11
497	RAPTOR II - 6 SPOKE (Polished)	11
498	RAPTOR II - 6 SPOKE (Chrome)	11

PHANTOM SERIES

301	STINGRAY (Polished)	12
-----	---------------------	----

SUNDANCE SERIES

901	GALAXY	12
906	GALAXY II	12
912	DAGGER	12
914	DAGGER II	12
915	RETRO	12

TITAN SERIES

930	NOVA (Polished)	15
932	ORION (Polished)	15

BILLET SERIES

74	STAR	16
91	SCORPION	16
192	FLUTED HAWK	16
802	TRIGON	16
813	CORONA	16
817	MOJAVE	16

TERMINATOR SERIES

13	TELSTAR (Polished)	18
15	INDY (Polished)	18
17	AUTO DRAG III (Polished)	18

MUSCLE CAR SERIES

850	NITRO (Polished)	18
-----	------------------	----

MODULAR SERIES

00	CONVO PRO	19
07	WARRIOR	20
03	E.T. SERIES	21
05	AUTO DRAG (Satin)	22
06	AUTO DRAG (Polished)	22
10	V.W. (Satin)	15
11	V.W. (Polished)	15

G-2 SERIES

09	G-2 (Polished)	23
----	----------------	----

LUG NUTS & ACCESSORIES	24
------------------------	----

CALIFORNIA SERIES / POLISHED / CHROME

TECHNICAL SPECIFICATIONS

- 2200 lb. load rating
- 33" maximum tire diameter
- 5 & 6 lug versions
- 60° Acorn Lug Nuts

*Dealer Pricing applies to:

- (1) Center Line stocking warehouses regardless of quantity; or
- (2) Purchases of 24 units or more.

WHEEL FEATURES

- Three Year Luster / Polish Warranty
- Free Curb Damage Repair
- Free Inspection

Wheel Size	W.D. Polished	Polish Cost Plus Chrome	Shipping Wt.
20"	\$296.00	\$ 90.00	27 lbs.
22"	\$369.00	\$105.00	37 lbs.
24"	\$428.00	\$125.00	50 lbs.

One-Year Warranty on Chrome

**Store Pricing applies to purchases of 23 units or less.

Free shipping on 100 units or more



ONE PIECE ROTARY FORGED

Encino
Style 519
(Polished)



Style 520
(Chrome)

5 & 6 Lug

Compton
Style 523
(Polished)



Style 524
(Chrome)

5 & 6 Lug

O.C.
Style 525
(Polished)



Style 526
(Chrome)

5 & 6 Lug

Hollywood
Style 527
(Polished)



Style 528
(Chrome)

5 & 6 Lug

Smoothie
Style 529
(Polished)



Style 530
(Chrome)

5 & 6 Lug



6 Lug Toyota
6x5-1/2,
uses slide
through
center cap
shown here

PART NUMBER	WHEEL SIZE	REAR SPACING	OFFSET	BOLT CIRCLE	REPLACEMENT CAP	PART NUMBER	WHEEL SIZE	REAR SPACING	OFFSET	BOLT CIRCLE	REPLACEMENT CAP
__2856545	20 x 8.5	5.4"	19mm	5 x 4-1/2	CS-157	__2297545	22 x 9	5.4"	19mm	5 x 4-1/2	CS-156
__2856546	20 x 8.5	5.4"	19mm	5 x 115	CS-157	__2297550	22 x 9	5.5"	12mm	5 x 5.0	CS-156
__2856547	20 x 8.5	5.4"	19mm	5 x 4-3/4	CS-157	__2297552	22 x 9	5.5"	12mm	5 x 135mm HB	CS-156
__2856550	20 x 8.5	5.4"	19mm	5 x 5.0	CS-157	__2297557	22 x 9	5.5"	12mm	5 x 5-1/2	CS-156
__2856512	20 x 8.5	5.4"	19mm	5 x 120mm	CS-156	__2297652	22 x 9	5.5"	12mm	6 x 135mm HB	CS-156
__2856552	20 x 8.5	5.4"	19mm	5 x 135mm HB	CS-156	__2297656	22 x 9	5.5"	12mm	6 x 5-1/2 HB	CS-156
__2856557	20 x 8.5	5.4"	19mm	5 x 5-1/2	CS-156	__2297655	22 x 9	5.5"	12mm	6 x 5-1/2	CS-101
__2856645	20 x 8.5	5.4"	19mm	6 x 4-1/2	CS-157	__2418552	24 x 10	6"	12mm	5 x 135mm HB	CS-156
__2856650	20x 8.5	5.4"	19mm	6 x 5120	CS-157	__2418557	24 x 10	6"	12mm	5 x 5-1/2	CS-156
__2856652	20 x 8.5	5.4"	19mm	6 x 135mm HB	CS-156	__2418652	24 x 10	6"	12mm	6 x 135mm HB	CS-156
__2856656	20 x 8.5	5.4"	19mm	6 x 5-1/2 HB	CS-156	__2418656	24 x 10	6"	12mm	6 x 5-1/2 HB	CS-156
__2856655	20 x 8.5	5.4"	19mm	6 x 5-1/2	CS-101	__2418655	24 x 10	6"	12mm	6 x 5-1/2	CS-101

General Ordering Instructions: To order wheels simply insert the appropriate style code at the beginning of the part number that corresponds with the size, width, rear spacing and bolt pattern you need.

TOMAHAWK SERIES / POLISHED/CHROME

TECHNICAL SPECIFICATIONS

- 2200 lb. load rating
- 33" maximum tire diameter
- 5 & 6 lug versions
- 60° Acorn Lug Nuts

WHEEL FEATURES

- Three Year Luster / Polish Warranty
- Free Curb Damage Repair
- Free Inspection
- No warranty on Chrome

Wheel Size	W.D. Polished	Polish Cost Plus Chrome	Shipping Wt.
16x8	\$273.00	\$90.00	20 lbs.
17x8	\$291.00	\$90.00	20 lbs.
18x8	\$309.00	\$90.00	22 lbs.
20x8	\$345.00	\$90.00	26 lbs.
20x8.5	\$386.00	\$105.00	30 lbs.
22x9	\$623.00	\$125.00	37 lbs.

One-Year Warranty on Chrome



6 Lug Toyota
6x5-1/2,
uses slide
through
center cap
shown here

ONE PIECE ROTARY FORGED



Stingray III
Style 201
(Polished)



Style 202
(Chrome)

5 & 6 Lug

Champ XL
Style 203
(Polished)



Style 204
(Chrome)

5 & 6 Lug

Rapid
Style 205
(Polished)



Style 206
(Chrome)

5 & 6 Lug

Sniper
Style 207
(Polished)



Style 208
(Chrome)

5 & 6 Lug

Tomcat
Style 209
(Polished)



Style 210
(Chrome)

5 & 6 Lug

Escape
Style 211
(Polished)



Style 212
(Chrome)

5 & 6 Lug

Available in 20x8-1/2 & 22x9 Only

Voltage II
Style 213
(Polished)



Style 214
(Chrome)

5 & 6 Lug

Tracer II
Style 215
(Polished)



Style 216
(Chrome)

5 & 6 Lug

Archer II
Style 217
(Polished)



Style 218
(Chrome)

5 & 6 Lug

Avenger II
Style 219
(Polished)



Style 220
(Chrome)

5 & 6 Lug

TOMAHAWK SERIES / POLISHED/CHROME

PART NUMBER	WHEEL SIZE	REAR SPACING	OFFSET	BOLT CIRCLE	PART NUMBER	WHEEL SIZE	REAR SPACING	OFFSET	BOLT CIRCLE
__6806 545	16 x 8	5"	12mm	5 x 4-1/2"	__2806 545	20 x 8	5"	12mm	5 x 4-1/2"
__6806 547	16 x 8	5"	12mm	5 x 4-3/4"	__2806 547	20 x 8	5"	12mm	5 x 4-3/4"
__6806 552	16 x 8	5"	12mm	5 x 135mm H.C.	__2806 550	20 x 8	5"	12mm	5 x 5"
__6806 557	16 x 8	5"	12mm	5 x 5-1/2" H.C.	__2806 552	20 x 8	5"	12mm	5 x 135mm H.C.
__6806 645	16 x 8	5"	12mm	6 x 4-1/2"	__2806 557	20 x 8	5"	12mm	5 x 5-1/2" H.C.
__6806 656	16 x 8	5"	12mm	6 x 5-1/2" H.C.	__2806 645	20 x 8	5"	12mm	6 x 4-1/2"
__6806 655	16 x 8	5"	12mm	6 x 5-1/2"	__2806 652	20 x 8	5"	12mm	6 x 135mm
__7806 545	17 x 8	5"	12mm	5 x 4-1/2"	__2806 656	20 x 8	5"	12mm	6 x 5-1/2" H.C.
__7806 547	17 x 8	5"	12mm	5 x 4-3/4"	__2806 655	20 x 8	5"	12mm	6 x 5-1/2"
__7806 550	17 x 8	5"	12mm	5 x 5"	__2856 545	20 x 8.5	5"	6mm	5 x 4-1/2"
__7806 552	17 x 8	5"	12mm	5 x 135mm H.C.	__2856 547	20 x 8.5	5"	6mm	5 x 4-3/4"
__7806 557	17 x 8	5"	12mm	5 x 5-1/2" H.C.	__2856 550	20 x 8.5	5"	6mm	5 x 5"
__7806 645	17 x 8	5"	12mm	6 x 4-1/2"	__2856 552	20 x 8.5	5"	6mm	5 x 135mm H.C.
__7806 652	17 x 8	5"	12mm	6 x 135mm	__2856 557	20 x 8.5	5"	6mm	5 x 5-1/2" H.C.
__7806 656	17 x 8	5"	12mm	6 x 5-1/2" H.C.	__2856 645	20 x 8.5	5"	6mm	6 x 4-1/2"
__7806 655	17 x 8	5"	12mm	6 x 5-1/2"	__2856 652	20 x 8.5	5"	6mm	6 x 135mm
__8806 545	18 x 8	5"	12mm	5 x 4-1/2"	__2856 656	20 x 8.5	5"	6mm	6 x 5-1/2" H.C.
__8806 547	18 x 8	5"	12mm	5 x 4-3/4"	__2856 655	20 x 8.5	5"	6mm	6 x 5-1/2"
__8806 550	18 x 8	5"	12mm	5 x 5"	__2297 550	22 x 9	5-1/2"	12mm	5 x 5"
__8806 552	18 x 8	5"	12mm	5 x 135mm H.C.	__2297 552	22 x 9	5-1/2"	12mm	5 x 135mm H.C.
__8806 557	18 x 8	5"	12mm	5 x 5-1/2" H.C.	__2297 557	22 x 9	5-1/2"	12mm	5 x 5-1/2" H.C.
__8806 645	18 x 8	5"	12mm	6 x 4-1/2"	__2297 652	22 x 9	5-1/2"	12mm	6 x 135mm H.C.
__8806 652	18 x 8	5"	12mm	6 x 135mm	__2297 656	22 x 9	5-1/2"	12mm	6 x 5-1/2" H.C.
__8806 656	18 x 8	5"	12mm	6 x 5-1/2" H.C.	__2297 655	22 x 9	5-1/2"	12mm	6 x 5-1/2"
__8806 655	18 x 8	5"	12mm	6 x 5-1/2"	O-Ring 315 for CS-156 & CS-157 Cap *655= For non Hub-Centric 6-Lug Applications e.g. Toyota, Nissan only 17" and Larger Fits NEW 2004 Ford F-150 Fits Ford, Chevy, Dodge, GM, Toyota				
Replacement caps: CS-101: For non Hub-Centric 6x5-1/2 only CS-156/CS-156C: For bolt circles 5x5-1/2, 5x135mm, 6x5-1/2 H.C. CS-157/CS-157C: For bolt circles 5x4-1/2, 5x4-3/4, 5x5, 6x4-1/2									

WILDERNESS SERIES / POLISHED / CHROME

TECHNICAL SPECIFICATIONS

- 3200 lb. load rating
- 44" maximum tire diameter

Special Notes:

- 8-lug wheels do not include center caps. Additional cost.
- Requires Acorn style lug nuts. 5 & 6 lug applications include chrome push through caps (CS-21, CS-102).

WHEEL FEATURES

- Three Year Luster / Polish Warranty
 - Free Curb Damage Repair
 - Free Inspection
- One-Year Warranty on Chrome**

Wheel Size	W.D. Polished	Polish Cost Plus Chrome	Polished w/ BeadLock	Shipping Weight
16x8	\$286.00	\$90.00	\$411.00	24 lbs.
16x10	\$326.70	\$90.00	\$451.00	27 lbs.
16.5x10	\$326.70	\$90.00	\$451.00	27 lbs.
17x8	\$338.80	\$90.00	\$463.00	28 lbs.
17x8.5	\$353.00	\$90.00	\$478.00	28 lbs.
17x9	\$368.00	\$90.00	\$493.00	29 lbs.
18x8.5	pending	pending	pending	pending
18x9	\$405.00	\$90.00	\$530.00	32 lbs.
20x8.5	\$467.00	\$90.00	\$560.00	35 lbs.
20x10	\$489.00	\$90.00	\$563.00	38 lbs.
20x12	\$489.00	\$90.00	\$614.00	42 lbs.
22x9	\$623.50	\$105.00	\$702.00	38 lbs.
22x12	pending	pending	pending	pending



Optional Cap Shown

ONE PIECE ROTARY FORGED



Wildcat

Style 619
(Polished)

Style 620
(Chrome)



Kodiak

Style 621
(Polished)

Style 622
(Chrome)



Scout

Style 623
(Polished)

Style 624
(Chrome)



Blackfoot

Style 625
(Polished)

Style 626
(Chrome)



Flint

Style 627
(Polished)

Style 628
(Chrome)

▲ Optional BeadLock



Available in All Sizes

▲ Add "8" to end of Part No. for Bead Lock



Falcon

Style 629
(Polished)

Style 630
(Chrome)



Available in All Sizes

WILDERNESS SERIES / POLISHED / CHROME

Octane

NEW

Style 631
(Polished)

Style 632
(Chrome)



Available in All Sizes

8-Ball

NEW

Style 633
(Polished)

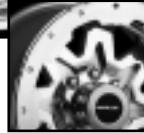
Style 634
(Chrome)

▲ Optional
BeadLock



Available in All Sizes

▲ Add "8" to end of
Part No. for Bead Lock



Tracker II
Soft Lip

Style 635
(Polished)

Style 636
(Chrome)



Vector II
Soft Lip

Style 637
(Polished)

Style 638
(Chrome)



Bullet II
Soft Lip

Style 639
(Polished)

Style 640
(Chrome)



Dorsal II
Soft Lip

Style 641
(Polished)

Style 642
(Chrome)




Optional Caps

Replacement Caps:

CS-21 – Closed End, 5 x 135mm
 CS-102 – Closed End, 5 x 5-1/2", 6 x 5-1/2"
 CS-104 – Open End, 5 x 5-1/2", 6 x 5-1/2"
 CS-211 – 4" Tall Closed End
 CS-212 – 5-1/2" Tall Closed End
 CS-213 – 4-1/2" Tall Open End

Cover Style Caps:

CS-105 – 2" Tall 5 & 6 Lug
 CS-106 – 2" Tall 5 & 6 Lug Open End
 CS-107 – 3-1/2" Tall Closed End, 8 Lug
 CS-108 – 3-1/2" Tall Open End, 8 Lug
 CS-109 – 5" Tall Closed End, 8 Lug



WILDERNESS SERIES / POLISHED / CHROME (cont.)

PART NUMBER	WHEEL SIZE	REAR SPACING	OFFSET	BOLT CIRCLE	PART NUMBER	WHEEL SIZE	REAR SPACING	OFFSET	BOLT CIRCLE
__6805 545	16x8	4-1/2"	0mm	5 x 4-1/2"	__8905 552	18x9	4-1/2"	-12mm	5 x 135mm
__6805 552	16x8	4-1/2"	0mm	5 x 135mm	__8905 555	18x9	4-1/2"	-12mm	5 x 5-1/2"
__6805 555	16x8	4-1/2"	0mm	5 x 5-1/2"	*__8905 652	18x9	4-1/2"	-12mm	6 x 135mm
__6805 655	16x8	4-1/2"	0mm	6 x 5-1/2"	__8905 655	18x9	4-1/2"	-12mm	6 x 5-1/2"
__6805 865	16x8	4-1/2"	0mm	8 x 6-1/2"	__8905 865	18x9	4-1/2"	-12mm	8 x 6-1/2"
__6805 870	16x8	4-1/2"	0mm	8 x 170mm	__8905 870	18x9	4-1/2"	-12mm	8 x 170mm
__6105 545	16x10	4-1/2"	-25mm	5 x 4-1/2"	__8901 545	18x9	4-3/4"	-6mm	5 x4-1/2"
__6105 552	16x10	4-1/2"	-25mm	5 x 135mm	__8901 550	18x9	4-3/4"	-6mm	5 x 5"
__6105 555	16x10	4-1/2"	-25mm	5 x 5-1/2"	__8901 552	18x9	4-3/4"	-6mm	5 x 135mm H.C.
__6105 655	16x10	4-1/2"	-25mm	6 x 5-1/2"	__8901 555	18x9	4-3/4"	-6mm	5 x 5.5 H.C.
__6105 865	16x10	4-1/2"	-25mm	8 x 6-1/2"	__8901 645	18x9	4-3/4"	-6mm	6 x 4.5"
__6105 870	16x10	4-1/2"	-25mm	8 x 170mm	__8901 652	18x9	4-3/4"	-6mm	6 x 135mm
__6515 552	16.5x10	4-1/2"	-25mm	5 x 135mm	__8901 655	18x9	4-3/4"	-6mm	6 x 5.5
__6515 555	16.5x10	4-1/2"	-25mm	5 x 5-1/2"	__8901 865	18x9	4-3/4"	-6mm	8 x 6.5
__6515 655	16.5x10	4-1/2"	-25mm	6 x 5-1/2"	__8901 870	18x9	4-3/4"	-6mm	8 x 170mm
__6515 865	16.5x10	4-1/2"	-25mm	8 x 6-1/2"	__2856 545	20x8.5	5"	+6mm	5 x4-1/2"
__6515 870	16.5x10	4-1/2"	-25mm	8 x 170mm	__2856 550	20x8.5	5"	+6mm	5 x 6"
__7805 545	17x8	4-1/2"	0mm	5 x4-1/2"	__2856 552	20x8.5	5"	+6mm	5 x 135mm H.C.
__7805 550	17x8	4-1/2"	0mm	5 x 5"	__2856 555	20x8.5	5"	+6mm	5 x 5.5 H.C.
__7805 552	17x8	4-1/2"	0mm	5 x 135mm H.C.	__2856 645	20x8.5	5"	+6mm	6 x 4.5"
__7805 555	17x8	4-1/2"	0mm	5 x 5.5 H.C.	__2856 652	20x8.5	5"	+6mm	6 x 135mm
__7805 645	17x8	4-1/2"	0mm	6 x 4.5"	__2856 655	20x8.5	5"	+6mm	6 x 5.5
__7805 652	17x8	4-1/2"	0mm	6 x 135mm	__2856 865	20x8.5	5"	+6mm	8 x 6.5
__7805 655	17x8	4-1/2"	0mm	6 x 5.5	__2856 870	20x8.5	5"	+6mm	8 x 170mm
__7805 865	17x8	4-1/2"	0mm	8 x 6.5	__2858 645	20x8.5	6"	32mm	6 x4-1/2"
__7805 870	17x8	4-1/2"	0mm	8 x 170mm	__2858 652	20x8.5	6"	32mm	6 x 135mm
__7801 545	17x8	4-3/4"	25mm	5 x4-1/2"	__2858 655	20x8.5	6"	32mm	6 x 5.5
__7801 550	17x8	4-3/4"	25mm	5 x 5"	__2858 865	20x8.5	6"	32mm	8 x 6.5
__7801 552	17x8	4-3/4"	25mm	5 x 135mm H.C.	__2858 870	20x8.5	6"	32mm	8 x 170mm
__7801 555	17x8	4-3/4"	25mm	5 x 5.5 H.C.	__2105 552	20x10	4-1/2"	-25mm	5 x 135mm
__7801 645	17x8	4-3/4"	25mm	6 x 4.5"	__2105 555	20x10	4-1/2"	-25mm	5 x 5-1/2"
__7801 652	17x8	4-3/4"	25mm	6 x 135mm	*__2105 652	20x10	4-1/2"	-25mm	6 x 135mm
__7801 655	17x8	4-3/4"	25mm	6 x 5.5	__2105 655	20x10	4-1/2"	-25mm	6 x 5-1/2"
__7801 865	17x8	4-3/4"	25mm	8 x 6.5	__2105 865	20x10	4-1/2"	-25mm	8 x 6-1/2"
__7801 870	17x8	4-3/4"	25mm	8 x 170mm	__2105 870	20x10	4-1/2"	-25mm	8 x 170mm
__7858 545	17x8.5	6"	32mm	5 x4-1/2"	__2126 545	20x12	5"	-38mm	5 x4-1/2"
__7858 645	17x8.5	6"	32mm	6 x 4.5"	__2126 550	20x12	5"	-38mm	5 x 5"
__7858 652	17x8.5	6"	32mm	6 on 135mm	__2126 552	20x12	5"	-38mm	5 x 135mm H.C.
__7858 655	17x8.5	6"	32mm	6 x 5.5	__2126 555	20x12	5"	-38mm	5 x 5.5 H.C.
__7858 865	17x8.5	6"	32mm	8 x 6.5	__2126 645	20x12	5"	-38mm	6 x 4.5"
__7858 870	17x8.5	6"	32mm	8 x 170mm	__2126 652	20x12	5"	-38mm	6 x 135mm
__7905 545	17x9	4-1/2"	-12mm	5 x 4-1/2"	__2126 655	20x12	5"	-38mm	6 x 5.5
__7905 552	17x9	4-1/2"	-12mm	5 x 135mm	__2126 865	20x12	5"	-38mm	8 x 6.5
__7905 555	17x9	4-1/2"	-12mm	5 x 5-1/2"	__2126 870	20x12	5"	-38mm	8 x 170mm
*__7905 652	17x9	4-1/2"	-12mm	6 x 135mm	__2297 552	22x9	5-1/2"	+12mm	5 x 135mm
__7905 655	17x9	4-1/2"	-12mm	6 x 5-1/2"	__2297 555	22x9	5-1/2"	+12mm	5 x 5-1/2"
__7905 865	17x9	4-1/2"	-12mm	8 x 6-1/2"	__2297 652	22x9	5-1/2"	+12mm	6 x 135mm
__7905 870	17x9	4-1/2"	-12mm	8 x 170mm	__2297 655	22x9	5-1/2"	+12mm	6 x 5-1/2"
__7901 545	17x9	4-3/4"	-6mm	5 x4-1/2"	__2297 865	22x9	5-1/2"	+12mm	8 x 6-1/2"
__7901 550	17x9	4-3/4"	-6mm	5 x 5"	__2297 870	22x9	5-1/2"	+12mm	8 x 170mm
__7901 552	17x9	4-3/4"	-6mm	5 x 135mm H.C.	__2227 545	22 x12	5.5	-25	5 x4-1/2"
__7901 555	17x9	4-3/4"	-6mm	5 x 5.5 H.C.	__2227 550	22 x12	5.5	-25	5 x 5"
__7901 645	17x9	4-3/4"	-6mm	6 x 4.5"	__2227 552	22 x12	5.5	-25	5 on 135mm H.C.
__7901 652	17x9	4-3/4"	-6mm	6 x 135mm	__2227 555	22 x12	5.5	-25	5 x 5.5 H.C.
__7901 655	17x9	4-3/4"	-6mm	6 x 5.5	__2227 645	22 x12	5.5	-25	6 x 4.5"
__7901 865	17x9	4-3/4"	-6mm	8 x 6.5	__2227 652	22 x12	5.5	-25	6 on 135mm
__7901 870	17x9	4-3/4"	-6mm	8 x 170mm	__2227 655	22 x12	5.5	-25	6 x 5.5
					__2227 865	22 x12	5.5	-25	8 x 6.5
					__2227 870	22 x12	5.5	-25	8 x 170mm

Fits Ford, Chevy, Dodge, GM, Toyota

* 17" and Larger Fits New 2004 Ford F-150

▲ Add "8" to end of Part No. for Bead Lock

OFFROAD SERIES

TECHNICAL SPECIFICATIONS

- 3200 lb. load rating
- 44" maximum tire diameter

Special Notes:

- 8-lug wheels do not include center caps. Additional cost.
- Requires Acorn style lug nuts. 5 & 6 lug applications include chrome push through caps (CS-21, CS-102).
- One year warranty on chrome

Replacement Caps:

- CS-21 – Closed End, 5 x 135mm
- CS-102 – Closed End, 5 x 5-1/2", 6 x 5-1/2"
- CS-104 – Open End, 5 x 5-1/2", 6 x 5-1/2"
- CS-211 – 4" Tall Closed End
- CS-212 – 5-1/2" Tall Closed End
- CS-213 – 4-1/2" Tall Open End

Cover Style Caps:

- CS-105 – 2" Tall 5 & 6 Lug
- CS-106 – 2" Tall 5 & 6 Lug (open end)
- CS-107 – 3-1/2" Tall Closed End, 8 Lug
- CS-108 – 3-1/2" Tall Open End, 8 Lug
- CS-109 – 5" Tall Closed End, 8 Lug

Wheel Size	W.D. Diamond	Shipping Wt.
16x10	\$222.00	37 lbs.
17x10	\$242.00	43 lbs.

Cooler shown with Accessory Cap (CS-105/107)

Cooler
Style 38
(Diamond
Finish)



Wheel Size	W.D. Chrome	Shipping Wt.
17x10	\$262.00	43 lbs.

No cover cap application on this style.

Wolfer
Style 54
(Chrome)



Wheel Size	W.D. Chrome	Shipping Wt.
17x10	\$282.00	43 lbs.

No cover cap application on this style.

G-2
Style 56
(Chrome)



PART NUMBER	WHEEL SIZE	REAR SPACING	OFFSET	BOLT CIRCLE	PART NUMBER	WHEEL SIZE	REAR SPACING	OFFSET	BOLT CIRCLE
__6105 552	16 x 10	4-1/2"	-25mm	5 x 135mm	__7105 552	17 x 10	4-1/2"	-12mm	5 x 135mm
__6105 555	16 x 10	4-1/2"	-25mm	5 x 5-1/2"	__7105 555	17 x 10	4-1/2"	-12mm	5 x 5-1/2"
__6105 655	16 x 10	4-1/2"	-25mm	6 x 5-1/2"	__7105 652	17 x 10	4-1/2"	-12mm	6 x 135mm
__6105 865	16 x 10	4-1/2"	-25mm	8 x 6-1/2"	__7105 655	17 x 10	4-1/2"	-12mm	6 x 5-1/2"
__6105 870	16 x 10	4-1/2"	-25mm	8 x 170mm	__7105 865	17 x 10	4-1/2"	-12mm	8 x 6-1/2"
					__7105 870	17 x 10	4-1/2"	-12mm	8 x 170mm

CROSSFIRE / POLISHED / CHROME

TECHNICAL SPECIFICATIONS

- 2200 lb. load rating
- 33" maximum tire diameter
- 6 lug only
- 60° Acorn Lug Nuts

Wheel Size	W.D. Polished	Polish Cost Plus Chrome	Shipping Wt.
17x8-1/2	\$294.80	\$90.00	22 lbs.
20x8-1/2	\$386.10	\$90.00	32 lbs.

One-Year Warranty on Chrome

- Fits 2004 Ford F-150 Trucks
- Fits 2003 & Newer Ford Expedition & Lincoln Navigator
- GMC, Chevy, Envoy & Trailblazer

Crossfire
Style 150
(Polished)



Style 151
(Chrome)
6 Lug

Cap CS-153

PART NUMBER	WHEEL SIZE	REAR SPACING	OFFSET	BOLT CIRCLE
__7858 650	17 x 8-1/2	6"	32mm	6x5"
__7858 652	17 x 8-1/2	6"	32mm	6x135mm H.C.
__7858 865	17 x 8-1/2	6"	32mm	8x6.5"
__7858 870	17 x 8-1/2	6"	32mm	8x170mm H.C.
__2856 865	20 x 8-1/2	4.5"	6mm	8x6.5"
__2856 870	20 x 8-1/2	4.5"	6mm	8x170mm
__2858 650	20 x 8-1/2	6"	32mm	6x5"
__2858 652	20 x 8-1/2	6"	32mm	6x135mm

Replacement O-Ring = O-Ring 315 For CS-153

MONSOON SERIES / SPORT COMPACT / POLISHED / CHROME

TECHNICAL SPECIFICATIONS

- 1200 lb. load rating
- 26" maximum tire diameter
- 4 & 5 lug versions
- Hub Bore 72.62mm
- 60° Tuner Lug Nuts
- Recommend Hub Rings

Wheel Size	W.D. Polished	Polish Cost Plus Chrome	Shipping Wt.
15x7	\$256.00	\$90.00	13.5 lbs.
17x7	\$326.70	\$90.00	15 lbs.
18x7	\$350.90	\$90.00	16 lbs.
19x7-1/2	\$371.10	\$90.00	18 lbs.



One-Year Warranty on Chrome
Wheels include cap w/logo



Viking
Style 341 (Polished)
Style 342 (Chrome)



Piranha
Style 343 (Polished)
Style 344 (Chrome)



Neutron
Style 345 (Polished)
Style 346 (Chrome)



Storm
Style 347 (Polished)
Style 348 (Chrome)



RPMII
Style 349 (Polished)
Style 350 (Chrome)



Tsunami
Style 351 (Polished)
Style 352 (Chrome)

PART NUMBER	WHEEL SIZE	OFFSET	BOLT CIRCLE	PART NUMBER	WHEEL SIZE	OFFSET	BOLT CIRCLE
__5707 439	15 x 7	42mm	4 x 100mm	__8708 439	18 x 7	42mm	4 x 100mm
__5707 442	15 x 7	42mm	4 x 4-1/4"	__8708 442	18 x 7	42mm	4 x 4-1/4"
__5707 445	15 x 7	42mm	4 x 4-1/2"	__8708 445	18 x 7	42mm	4 x 4-1/2"
__5707 539	15 x 7	42mm	5 x 100mm	__8708 539	18 x 7	42mm	5 x 100mm
__5707 542	15 x 7	42mm	5 x 4-1/4"	__8708 542	18 x 7	42mm	5 x 4-1/4"
__5707 545	15 x 7	42mm	5 x 4-1/2"	__8708 544	18 x 7	42mm	5 x 112mm
__7707 439	17 x 7	42mm	4 x 100mm	__8708 545	18 x 7	42mm	5 x 4-1/2"
__7707 442	17 x 7	42mm	4 x 4-1/4"	__8708 546	18 x 7	42mm	5 x 115mm
__7707 445	17 x 7	42mm	4 x 4-1/2"	__9758 439	19 x 7-1/2	42mm	4 x 100mm
__7707 539	17 x 7	42mm	5 x 100mm	__9758 442	19 x 7-1/2	42mm	4 x 4-1/4"
__7707 542	17 x 7	42mm	5 x 4-1/4"	__9758 445	19 x 7-1/2	42mm	4 x 4-1/2"
__7707 544	17 x 7	42mm	5 x 112mm	__9758 539	19 x 7-1/2	42mm	5 x 100mm
__7707 545	17 x 7	42mm	5 x 4-1/2"	__9758 542	19 x 7-1/2	42mm	5 x 4-1/4"
__7707 546	17 x 7	42mm	5 x 115mm	__9758 544	19 x 7-1/2	42mm	5 x 112mm
				__9758 545	19 x 7-1/2	42mm	5 x 4-1/2"
				__9758 546	19 x 7-1/2	42mm	5 x 115mm

Fits GM, Ford, Audi, Toyota, Honda, Subaru, Dodge

MILLENNIUM SERIES / POLISHED / CHROME

TECHNICAL SPECIFICATIONS

- 2200 lb. load rating
- 33" maximum tire diameter
- 5 & 6 lug versions
- 60° Acorn Lug Nuts

Wheel Size	W.D. Polished	Polish Cost Plus Chrome	Shipping Wt.
18x8	\$ 368.50	\$90.00	22 lbs.
20x8-1/2	\$ 445.50	\$90.00	35 lbs.
22x9	\$ 683.10	\$90.00	40 lbs.

Wheels include
Billet engraved cap

One-Year Warranty on Chrome

* 18" Sizes are only available in Edge & Edge II

ONE PIECE ROTARY FORGED

Lexi III
Lexi IV

5 & 6 Lug



Caps
CS-153 Polished

Lexi IV Style 469 - Polished
(5 Spoke) Style 470 - Chrome

Lexi III Style 471 - Polished
(6 Spoke) Style 472 - Chrome

Ace
Ace II

5 & 6 Lug



Caps
CS-153 Polished

Ace Style 473 - Polished
(5 Spoke) Style 474 - Chrome

Ace II Style 475 - Polished
(6 Spoke) Style 476 - Chrome

*Edge
*Edge II

5 & 6 Lug



Caps
CS-153 Polished

Edge Style 477 - Polished
(5 Spoke) Style 478 - Chrome

Edge II Style 479 - Polished
(6 Spoke) Style 480 - Chrome

Milano
Milano II

5 & 6 Lug



Caps
CS-153 Polished

Milano Style 491 - Polished
(5 Spoke) Style 492 - Chrome

Milano II Style 493 - Polished
(6 Spoke) Style 494 - Chrome

Raptor
Raptor II

5 & 6 Lug



Caps
CS-153 Polished

Raptor Style 495 - Polished
(5 Spoke) Style 496 - Chrome

Raptor II Style 497 - Polished
(6 Spoke) Style 498 - Chrome



PART NUMBER	WHEEL SIZE	REAR SPACING	OFFSET	BOLT CIRCLE
8806 545	18x8	5"	12mm	5x4-1/2"
8806 547	18x8	5"	12mm	5x4-3/4"
8806 550	18x8	5"	12mm	5x5"
8806 552	18x8	5"	12mm	5 x 135mm H.C.
8806 557	18x8	5"	12mm	5 x 5-1/2" H.C.
8806 645	18x8	5"	12mm	6 x 4-1/2" H.C.
8806 652	18x8	5"	12mm	6 x 135mm
8806 656	18x8	5"	12mm	6 x 5-1/2" H.C.
2856 545	20 x 8-1/2	5"	6mm	5 x 4-1/2"
2856 547	20 x 8-1/2	5"	6mm	5 x 4-3/4"
2856 550	20 x 8-1/2	5"	6mm	5 x 5"
2856 552	20 x 8-1/2	5"	6mm	5 x 135mm H.C.
2856 557	20 x 8-1/2	5"	6mm	5 x 5-1/2" H.C.
2856 645	20 x 8-1/2	5"	6mm	6 x 4-1/2" H.C.
2856 652	20 x 8-1/2	5"	6mm	6 x 135mm
2856 656	20 x 8-1/2	5"	6mm	6 x 5-1/2" H.C.
2297 550	22 x 9	5-1/2"	12mm	5 x 5"
2297 552	22 x 9	5-1/2"	12mm	5 x 135mm H.C.
2297 557	22 x 9	5-1/2"	12mm	5 x 5-1/2" H.C.
2297 652	22 x 9	5-1/2"	12mm	6 x 135mm
2297 656	22 x 9	5-1/2"	12mm	6 x 5-1/2" H.C.

Replacement O-Ring = O-Ring 310
For CS-153, CS-153C Cap

Hub Bore I.D.

545 - 3.187	552 - 3.422
547 - 3.187	557 - 3.075
550 - 3.187	645 - 3.187
	656 - 3.075

PHANTOM SERIES / POLISHED

TECHNICAL SPECIFICATIONS

- 2200 lb. load rating
- 33" maximum tire diameter
- 5 & 6 lug versions
- 60° Acorn Lug Nuts

Wheel Size	W.D. Polished	Shipping Wt.
20x8-1/2	\$ 630.30	28 lbs.
22x9	\$ 895.40	31 lbs.



Stingray
Style 301
(Polished)

5 & 6 Lug

Cap
CS-153



S U V

PART NUMBER	WHEEL SIZE	REAR SPACING	OFFSET	BOLT CIRCLE
2856 550	20 x 8-1/2	5"	6mm	5 x 5.0"
2856 552	20 x 8-1/2	5"	6mm	5 x 135mm
2856 557	20 x 8-1/2	5"	6mm	5 x 5-1/2"
2856 656	20 x 8-1/2	5"	6mm	6 x 5-1/2"
2297 550	22 x 9	5-1/2"	12mm	5 x 5.0"
2297 552	22 x 9	5-1/2"	12mm	5 x 135mm
2297 557	22 x 9	5-1/2"	12mm	5 x 5-1/2"
2297 656	22 x 9	5-1/2"	12mm	6 x 5-1/2"

Replacement O-Ring = O-Ring 310

SUNDANCE SERIES

TECHNICAL SPECIFICATIONS

- 1999 lb. load rating
- 33" maximum tire diameter
- Wheels include Billet engraved cap
- 60° Acorn Lug Nuts

Style 901
Galaxy

5 Lug Only

Caps
CS-153
16" - 20"



Wheel Size	W.D. Polished	Ship Wt.
15x6*	\$328.00	20 lbs.
15x7*	\$328.90	21 lbs.
15x8*	\$346.50	22 lbs.
15x10*	\$360.80	25 lbs.
16x7	\$370.70	24 lbs.
16x8	\$370.70	25 lbs.
16x9-1/2	\$393.80	26 lbs.
17x7	\$375.10	26 lbs.
17x8	\$388.30	28 lbs.
17x9-1/2	\$443.30	38 lbs.
18x8	\$575.30	32 lbs.
18x9-1/2	\$596.20	34 lbs.
20x8	\$671.00	36 lbs.
20x9-1/2	\$695.20	38 lbs.

* Wheel size available for Style 915 Retro only

SUNDANCE SERIES WHEELS
ARE CUSTOM ORDER



Style 906
Galaxy II

6 Lug Only

Caps
CS-153
16" - 20"



Style 912
Dagger
(5-Spoke)

Caps
CS-153
16" - 20"



Style 914
Dagger II
(6-Spoke)

Caps
CS-153
16" - 20"



Style 915
Retro
(5-Spoke)

Caps
CS-153
16" - 20"



* Available in 15" sizes

Hub Bore I.D.

545 - 3.187	557 - 3.075
547 - 3.187	645 - 3.187
550 - 3.187	656 - 3.075
552 - 3.420	

Cap O-Ring = O-Ring 310

SUNDANCE SERIES

PART NUMBER	WHEEL SIZE	REAR SPACING	OFFSET	BOLT CIRCLE	PART NUMBER	WHEEL SIZE	REAR SPACING	OFFSET	BOLT CIRCLE
__5603545	15 x 6	3-1/2"	0mm	5 x 4-1/2"	__6704 545	16 x 7	4"	0mm	5 x 4-1/2"
__5603547	15 x 6	3-1/2"	0mm	5 x 4-3/4"	__6704 547	16 x 7	4"	0mm	5 x 4-3/4"
__5603550	15 x 6	3-1/2"	0mm	5 x 5					
__5703545	15 x 7	3-1/2"	-12mm	5 x 4-1/2"	__6705 545	16 x 7	4-1/2"	12mm	5 x 4-1/2"
__5703547	15 x 7	3-1/2"	-12mm	5 x 4-3/4"	__6705 547	16 x 7	4-1/2"	12mm	5 x 4-3/4"
__5703550	15 x 7	3-1/2"	-12mm	5 x 5	__6705 550	16 x 7	4-1/2"	12mm	5 x 5"
__5704545	15 x 7	4"	0mm	5 x 4-1/2"	__6706 547	16 x 7	5"	25mm	5 x 4-3/4"
__5704547	15 x 7	4"	0mm	5 x 4-3/4"					
__5704550	15 x 7	4"	0mm	5 x 5	__6804 545	16 x 8	4"	12mm	5 x 4-1/2"
__5803545	15 x 8	3-1/2"	-25mm	5 x 4-1/2"	__6804 547	16 x 8	4"	12mm	5 x 4-3/4"
__5803547	15 x 8	3-1/2"	-25mm	5 x 4-3/4"	__6804 550	16 x 8	4"	12mm	5 x 5"
__5803550	15 x 8	3-1/2"	-25mm	5 x 5	__6804 656	16 x 8	4"	12mm	6 x 5-1/2" H.C.
__5804545	15 x 8	4"	-12mm	5 x 4-1/2"	__6805 545	16 x 8	4-1/2"	0mm	5 x 4-1/2"
__5804547	15 x 8	4"	-12mm	5 x 4-3/4"	__6805 547	16 x 8	4-1/2"	0mm	5 x 4-3/4"
__5804550	15 x 8	4"	-12mm	5 x 5	__6805 550	16 x 8	4-1/2"	0mm	5 x 5"
__5805545	15 x 8	4-1/2"	0mm	5 x 4-1/2"	__6805 552	16 x 8	4-1/2"	0mm	5 x 135mm H.C.
__5805547	15 x 8	4-1/2"	0mm	5 x 4-3/4"	__6805 656	16 x 8	4-1/2"	0mm	6 x 5-1/2" H.C.
__5805550	15 x 8	4-1/2"	0mm	5 x 5	__6806 545	16 x 8	5"	12mm	5 x 4-1/2"
__5806545	15 x 8	5"	12mm	5 x 4-1/2"	__6806 547	16 x 8	5"	12mm	5 x 4-3/4"
__5806547	15 x 8	5"	12mm	5 x 4-3/4"	__6806 557	16 x 8	5"	12mm	5 x 5-1/2" H.C.
__5806550	15 x 8	5"	12mm	5 x 5	__6806 656	16 x 8	5"	12mm	6 x 5-1/2" H.C.
__5103545	15 x 10	3-1/2"	-51mm	5 x 4-1/2"	__6807 545	16 x 8	5-1/2"	25mm	5 x 4-1/2"
__5103547	15 x 10	3-1/2"	-51mm	5 x 4-3/4"	__6807 547	16 x 8	5-1/2"	25mm	5 x 4-3/4"
__5103550	15 x 10	3-1/2"	-51mm	5 x 5	__6807 645	16 x 8	5-1/2"	25mm	6 x 4-1/2"
__5104545	15 x 10	4"	-38mm	5 x 4-1/2"	__6955 552	16 x 9-1/2	4-1/2"	19mm	5 x 135mm H.C.
__5104547	15 x 10	4"	-38mm	5 x 4-3/4"	__6956 545	16 x 9-1/2	5"	6mm	5 x 4-1/2"
__5104550	15 x 10	4"	-38mm	5 x 5	__6956 547	16 x 9-1/2	5"	6mm	5 x 4-3/4"
__5105545	15 x 10	4-1/2"	-25mm	5 x 4-1/2"	__6956 550	16 x 9-1/2	5"	6mm	5 x 5"
__5105547	15 x 10	4-1/2"	-25mm	5 x 4-3/4"	__6956 656	16 x 9-1/2	5"	6mm	6 x 5-1/2" H.C.
__5105550	15 x 10	4-1/2"	-25mm	5 x 5	__6957 545	16 x 9-1/2	5-1/2"	6mm	5 x 4-1/2"
__5106545	15 x 10	5"	12mm	5 x 4-1/2"	__6957 547	16 x 9-1/2	5-1/2"	6mm	5 x 4-3/4"
__5106547	15 x 10	5"	-12mm	5 x 4-3/4"	__6957 550	16 x 9-1/2	5-1/2"	6mm	5 x 5"
__5106550	15 x 10	5"	-12mm	5 x 5	__6958 545	16 x 9-1/2	6"	19mm	5 x 4-1/2"
					__6958 547	16 x 9-1/2	6"	19mm	5 x 4-3/4"
					__6958 550	16 x 9-1/2	6"	19mm	5 x 5"

SUNDANCE SERIES

cont.

PART NUMBER	WHEEL SIZE	REAR SPACING	OFFSET	BOLT CIRCLE	PART NUMBER	WHEEL SIZE	REAR SPACING	OFFSET	BOLT CIRCLE
__6959 547	16 x 9-1/2	6-1/2"	32mm	5 x 4-3/4"	__8956 545	18 x 9-1/2	5"	6mm	5 x 4-1/2"
__6951 547	16 x 9-1/2	7"	44mm	5 x 4-3/4"	__8956 547	18 x 9-1/2	5"	6mm	5 x 4-3/4"
__7704 545	17 x 7	4"	0mm	5 x 4-1/2"	__8956 550	18 x 9-1/2	5"	6mm	5 x 5"
__7704 547	17 x 7	4"	0mm	5 x 4-3/4"	__8956 552	18 x 9-1/2	5"	6mm	5 x 135mm H.C.
__7705 545	17 x 7	4-1/2"	12mm	5 x 4-1/2"	__8956 656	18 x 9-1/2	5"	6mm	6 x 5-1/2" H.C.
__7705 547	17 x 7	4-1/2"	12mm	5 x 4-3/4"	__8957 545	18 x 9-1/2	5-1/2"	6mm	5 x 4-1/2"
__7705 550	17 x 7	4-1/2"	12mm	5 x 5"	__8957 547	18 x 9-1/2	5-1/2"	6mm	5 x 4-3/4"
__7706 547	17 x 7	5"	25mm	5 x 4-3/4"	__8957 550	18 x 9-1/2	5-1/2"	6mm	5 x 5"
__7804 545	17 x 8	4"	12mm	5 x 4-1/2"	__8957 552↑	18 x 9-1/2	5-1/2"	6mm	5 x 135mm H.C.
__7804 547	17 x 8	4"	12mm	5 x 4-3/4"	__8957 656	18 x 9-1/2	5-1/2"	6mm	6 x 5-1/2" H.C.
__7804 550	17 x 8	4"	12mm	5 x 5"	__8958 545	18 x 9-1/2	6"	19mm	5 x 4-1/2"
__7804 656	17 x 8	4"	12mm	6 x 5-1/2" H.C.	__8958 547	18 x 9-1/2	6"	19mm	5 x 4-3/4"
__7805 545	17 x 8	4-1/2"	0mm	5 x 4-1/2"	__8958 550	18 x 9-1/2	6"	19mm	5 x 5"
__7805 547	17 x 8	4-1/2"	0mm	5 x 4-3/4"	__8958 552↑	18 x 9-1/2	6"	19mm	5 x 135mm H.C.
__7805 550	17 x 8	4-1/2"	0mm	5 x 5"	__8958 656	18 x 9-1/2	6"	19mm	6 x 5-1/2" H.C.
__7805 552	17 x 8	4-1/2"	0mm	5 x 135mm H.C.	__2805 545	20 x 8	4-1/2"	0mm	5 x 4-1/2"
__7805 656	17 x 8	4-1/2"	0mm	6 x 5-1/2" H.C.	__2805 547	20 x 8	4-1/2"	0mm	5 x 4-3/4"
__7806 545	17 x 8	5"	12mm	5 x 4-1/2"	__2805 550	20 x 8	4-1/2"	0mm	5 x 5"
__7806 547	17 x 8	5"	12mm	5 x 4-3/4"	__2805 552	20 x 8	4-1/2"	0mm	5 x 135mm H.C.
__7806 550	17 x 8	5"	12mm	5 x 5"	__2805 656	20 x 8	4-1/2"	0mm	6 x 5-1/2" H.C.
__7806 552	17 x 8	5"	12mm	5 x 135mm H.C.	__2806 545	20 x 8	5"	12mm	5 x 4-1/2"
__7806 557	17 x 8	5"	12mm	5 x 5-1/2" H.C.	__2806 547	20 x 8	5"	12mm	5 x 4-3/4"
__7806 656	17 x 8	5"	12mm	6 x 5-1/2" H.C.	__2806 550	20 x 8	5"	12mm	5 x 5"
__7807 545	17 x 8	5-1/2"	25mm	5 x 4-1/2"	__2806 552	20 x 8	5"	12mm	5 x 135mm H.C.
__7807 547	17 x 8	5-1/2"	25mm	5 x 4-3/4"	__2806 557	20 x 8	5"	12mm	5 x 5-1/2" H.C.
__7807 645	17 x 8	5-1/2"	25mm	6 x 4-1/2"	__2806 656	20 x 8	5"	12mm	6 x 5-1/2" H.C.
__7956 545	17 x 9-1/2	5"	6mm	5 x 4-1/2"	__2807 545	20 x 8	5-1/2"	25mm	5 x 4-1/2"
__7956 547	17 x 9-1/2	5"	6mm	5 x 4-3/4"	__2807 547	20 x 8	5-1/2"	25mm	5 x 4-3/4"
__7956 550	17 x 9-1/2	5"	6mm	5 x 5"	__2807 645	20 x 8	5-1/2"	25mm	6 x 4-1/2"
__7956 552	17 x 9-1/2	5"	6mm	5 x 135mm H.C.	__2956 545	20 x 9-1/2	5"	6mm	5 x 4-1/2"
__7956 656	17 x 9-1/2	5"	6mm	6 x 5-1/2" H.C.	__2956 547	20 x 9-1/2	5"	6mm	5 x 4-3/4"
__7957 545	17 x 9-1/2	5-1/2"	6mm	5 x 4-1/2"	__2956 550	20 x 9-1/2	5"	6mm	5 x 5"
__7957 547	17 x 9-1/2	5-1/2"	6mm	5 x 4-3/4"	__2956 552	20 x 9-1/2	5"	6mm	5 x 135mm H.C.
__7957 550	17 x 9-1/2	5-1/2"	6mm	5 x 5"	__2956 656	20 x 9-1/2	5"	6mm	6 x 5-1/2" H.C.
__7957 552	17 x 9-1/2	5-1/2"	6mm	5 x 135mm H.C.	__2957 545	20 x 9-1/2	5-1/2"	6mm	5 x 4-1/2"
__7957 656	17 x 9-1/2	5-1/2"	6mm	6 x 5-1/2" H.C.	__2957 547	20 x 9-1/2	5-1/2"	6mm	5 x 4-3/4"
__7958 545	17 x 9-1/2	6"	19mm	5 x 4-1/2"	__2957 550	20 x 9-1/2	5-1/2"	6mm	5 x 5"
__7958 547	17 x 9-1/2	6"	19mm	5 x 4-3/4"	__2957 552↑	20 x 9-1/2	5-1/2"	6mm	5 x 135mm H.C.
__7958 550	17 x 9-1/2	6"	19mm	5 x 5"	__2957 656	20 x 9-1/2	5-1/2"	6mm	6 x 5-1/2" H.C.
__7958 552	17 x 9-1/2	6"	19mm	5 x 135mm H.C.	__2958 545	20 x 9-1/2	6"	19mm	5 x 4-1/2"
__7958 656	17 x 9-1/2	6"	19mm	6 x 5-1/2" H.C.	__2958 550	20 x 9-1/2	6"	19mm	5 x 5"
__7951 547	17 x 9-1/2	7"	44mm	5 x 4-3/4"	__2958 552↑	20 x 9-1/2	6"	19mm	5 x 135mm H.C.
__8805 545	18 x 8	4-1/2"	0mm	5 x 4-1/2"	__2958 656	20 x 9-1/2	6"	19mm	6 x 5-1/2" H.C.
__8805 547	18 x 8	4-1/2"	0mm	5 x 4-3/4"	↑ Rear Wheel Only				
__8805 550	18 x 8	4-1/2"	0mm	5 x 5"					
__8805 552	18 x 8	4-1/2"	0mm	5 x 135mm H.C.					
__8805 656	18 x 8	4-1/2"	0mm	6 x 5-1/2" H.C.					
__8806 545	18 x 8	5"	12mm	5 x 4-1/2"					
__8806 547	18 x 8	5"	12mm	5 x 4-3/4"					
__8806 550	18 x 8	5"	12mm	5 x 5"					
__8806 552	18 x 8	5"	12mm	5 x 135mm H.C.					
__8806 557	18 x 8	5"	12mm	5 x 5-1/2" H.C.					
__8806 656	18 x 8	5"	12mm	6 x 5-1/2" H.C.					
__8807 545	18 x 8	5-1/2"	25mm	5 x 4-1/2"					
__8807 547	18 x 8	5-1/2"	25mm	5 x 4-3/4"					
__8807 645	18 x 8	5-1/2"	25mm	6 x 4-1/2"					

TITAN SERIES / POLISHED

TECHNICAL SPECIFICATIONS

- 1999 lb. load rating
- 33" maximum tire diameter
- 60° Acorn Lug Nuts

Wheels include
Billet engraved cap

**Nova
Style 930
6-Spoke
(Polished)**
**5 & 6 Lug
Caps**
CS-153 Polished



**Orion
Style 932
6-Spoke
(Polished)**
**5 & 6 Lug
Caps**
CS-153 Polished



TITAN SERIES WHEELS ARE
SPECIAL ORDER

Hub Bore I.D.
545 - 3.187
547 - 3.187
550 - 3.187
552 - 3.420
555 - 4.250
645 - 3.187
655 - 4.250
656 - 3.075

Wheel Size	W.D. Polished	Shipping Wt.
18x8	\$575.30	23 lbs.
20x8	\$669.90	26 lbs.

PART NUMBER	WHEEL SIZE	REAR SPACING	OFFSET	BOLT CIRCLE	PART NUMBER	WHEEL SIZE	REAR SPACING	OFFSET	BOLT CIRCLE
__8805 545	18x8	4.5"	0mm	5x4-1/2"	__2805 545	20 x 8	4.5"	0mm	5 x 4-1/2"
__8805 547	18x8	4.5"	0mm	5x4-3/4"	__2805 547	20 x 8	4.5"	0mm	5 x 4-3/4"
__8805 550	18x8	4.5"	0mm	5x5"	__2805 550	20 x 8	4.5"	0mm	5 x 5"
__8805 552	18x8	4.5"	0mm	5 x 135mm	__2805 552	20 x 8	4.5"	0mm	5 x 135mm
__8805 557	18x8	4.5"	0mm	5 x 5-1/2"	__2805 557	20 x 8	4.5"	0mm	5 x 5-1/2"
__8805 656	18x8	4.5"	0mm	6 x 5-1/2"	__2805 656	20 x 8	4.5"	0mm	6 x 5-1/2"
__8806 545	18x8	5"	12mm	5x4-1/2"	__2806 545	20 x 8	5"	12mm	5 x 4-1/2"
__8806 547	18x8	5"	12mm	5x4-3/4"	__2806 547	20 x 8	5"	12mm	5 x 4-3/4"
__8806 550	18x8	5"	12mm	5x5"	__2806 550	20 x 8	5"	12mm	5 x 5"
__8806 552	18x8	5"	12mm	5 x 135mm	__2806 552	20 x 8	5"	12mm	5 x 135mm
__8806 557	18x8	5"	12mm	5 x 5-1/2"	__2806 557	20 x 8	5"	12mm	5 x 5-1/2"
__8806 656	18x8	5"	12mm	6 x 5-1/2"	__2806 656	20 x 8	5"	12mm	6 x 5-1/2"
__8807 545	18x8	5.5"	25mm	5x4-1/2"					
__8807 547	18x8	5.5"	25mm	5x4-3/4"					

EARLY STYLE VW


TECHNICAL SPECIFICATIONS

- Lug nut required: Stock bolts
- 5-lug, 5 x 205mm bolt circle

Special Notes:

- For pre-1968 VW's
- Cap not included
- Chrome steel caps available (CS-22) at additional charge
- Ball seat lug nut OEM

Wheel Size	W.D. 10 Satin	W.D. 11 Polished	Shipping Wt.
15x3-1/2	\$220.00	\$233.00	11 lbs.
15x4	\$230.00	\$241.00	11 lbs.
15x5	\$231.00	\$247.00	13 lbs.
15x6	\$232.00	\$247.00	14 lbs.
15x7	\$233.00	\$251.00	15 lbs.
15x7-1/2	\$233.00	\$251.00	15 lbs.
15x8	\$241.00	\$256.00	15 lbs.
15x8-1/2	\$241.00	\$256.00	16 lbs.
15x10	\$251.00	\$267.00	18 lbs.
16x4	\$241.00	\$256.00	13 lbs.



10/11 Early Style VW

PART NUMBER	WHEEL SIZE	REAR SPACING	BOLT CIRCLE	PART NUMBER	WHEEL SIZE	REAR SPACING	BOLT CIRCLE
__5352 580	15 x 3-1/2	2-1/8"	5 x 205mm	__5703 580	15 x 7	3-3/16"	5 x 205mm
__5353 580	15 x 3-1/2	3-1/2"	5 x 205mm	__5752 580	15 x 7-1/2	2-1/8"	5 x 205mm
__5402 580	15 x 4	2-3/8"	5 x 205mm	__5802 580	15 x 8	2-3/8"	5 x 205mm
__5502 580	15 x 5	2-3/8"	5 x 205mm	__5853 580	15 x 8-1/2	3-3/16"	5 x 205mm
__5503 580	15 x 5	3-3/8"	5 x 205mm	__5103 580	15 x 10	3-3/16"	5 x 205mm
__5602 580	15 x 6	2-3/8"	5 x 205mm	__6402 580	16 x 4	2-1/8"	5 x 205mm
__5603 580	15 x 6	3-3/16"	5 x 205mm				
__5604 580	15 x 6	4-3/8"	5 x 205mm				

REAR WHEEL DRIVE BILLET SERIES / POLISHED

TECHNICAL SPECIFICATIONS

- 2-piece design
- 1625 lb. load rating
- 32" maximum tire diameter
- Rotary Forged Center
- Uses "acorn" type lugs
- Optional 4WD Cap available at additional cost
- Ford 5x135mm uses factory lug nuts.

Wheel Size	W.D. Polished	Shipping Wt.	Wheel Size	W.D. Polished	Shipping Wt.
15x6	\$276.10	15 lbs.	17x7	\$364.10	21 lbs.
15x7	\$285.70	16 lbs.	17x8	\$375.10	22 lbs.
15x8	\$292.60	17 lbs.	17x9-1/2	\$423.50	23 lbs.
15x10	\$308.00	19 lbs.	18x8	\$545.60	23 lbs.
16x7	\$316.80	19 lbs.	18x9-1/2	\$567.60	24 lbs.
16x8	\$324.50	20 lbs.	20x8	\$620.00	26 lbs.
16x9-1/2	\$389.40	22 lbs.	20x9-1/2	\$643.50	28 lbs.

BILLET SERIES WHEELS ARE SPECIAL ORDER

Wheel ratings for styles 813 thru 817

- 1999 lb. load rating
- 33" maximum tire diameter



Wheels include Billet engraved cap

Style 74
Star

Caps
CS-123
CS-27
(Open)

15" - 17"



Style 91
Scorpion

Caps
CS-123
CS-27
(Open)

15" - 17"



Style 192
Fluted Hawk

Caps
CS-123
CS-27
(Open)

15" - 17"



Style 802
Trigon

Caps
CS-136
CS-135
(Open)

15" - 18"



Style 813
Corona

Caps
CS-136
CS-135
(Open)

15" - 20"



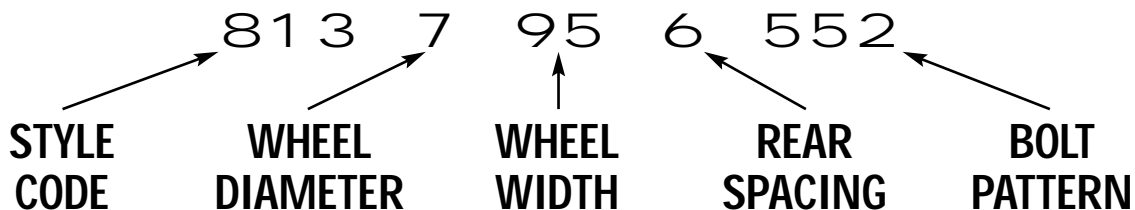
Style 817
Mojave

Caps
CS-136
CS-135
(Open)

15" - 20"



IDENTIFICATION MARKING SYSTEM



REAR WHEEL DRIVE BILLET SERIES / POLISHED

cont.

PART NUMBER	WHEEL SIZE	REAR SPACING	OFFSET	BOLT CIRCLE	PART NUMBER	WHEEL SIZE	REAR SPACING	OFFSET	BOLT CIRCLE
__5603 507	15 x 6	3-1/2"	0mm	5 x 4-1/2, 4-3/4"	__6951 507	16 x 9-1/2	7"		5 x 4-1/2, 4-3/4"
__5703 507	15 x 7	3-1/2"	12mm	5 x 4-1/2, 4-3/4"	__7704 507	17 x 7	4"	0mm	5 x 4-1/2, 4-3/4"
__5703 505	15 x 7	3-1/2"	12m	5 x 5, 5-1/2" (2WD)	__7705 425	17 x 7	4-1/2"	12mm	4 x 4-1/4, 4-1/2"
__5704 507	15 x 7	4"	0mm	5 x 4-1/2, 4-3/4"	__7705 507	17 x 7	4-1/2"	12mm	5 x 4-1/2, 4-3/4"
__5704 505	15 x 7	4"	0mm	5 x 5, 5-1/2" (2WD)	__7705 505	17 x 7	4-1/2"	12mm	5 x 5, 5-1/2" (2WD)
__5705 425	15 x 7	4-1/2"	12mm	4 x 4-1/4, 4-1/2"	__7706 655	17 x 7	5"	25mm	6 x 5-1/2"
__5705 507	15 x 7	4-1/2"	12mm	5 x 4-1/2, 4-3/4"	__7804 507	17 x 8	4"	12mm	5 x 4-1/2, 4-3/4"
__5705 655	15 x 7	4-1/2"	12mm	6 x 5-1/2"	__7804 505	17 x 8	4"	12mm	5 x 5, 5-1/2" (2WD)
__5706 507	15 x 7	5"	25mm	5 x 4-1/2, 4-3/4"	__7805 507	17 x 8	4-1/2"	0mm	5 x 4-1/2, 4-3/4"
__5706 655	15 x 7	5"	25mm	6 x 5-1/2"	__7805 505	17 x 8	4-1/2"	0mm	5 x 5, 5-1/2" (2WD)
__5803 507	15 x 8	3-1/2"	25mm	5 x 4-1/2, 4-3/4"	__7805 655	17 x 8	4-1/2"	0mm	6 x 5-1/2"
__5803 505	15 x 8	3-1/2"	25mm	5 x 5, 5-1/2" (2WD)	__7805 656	17 x 8	4-1/2"	0mm	6 x 5-1/2" H.C.
__5803 555	15 x 8	3-1/2"	25mm	5 x 5-1/2" (4WD)	__7806 425	17 x 8	5"	12mm	4 x 4-1/4, 4-1/2"
__5803 655	15 x 8	3-1/2"	25mm	6 x 5-1/2"	__7806 507	17 x 8	5"	12mm	5 x 4-1/2, 4-3/4"
__5804 507	15 x 8	4"	12mm	5 x 4-1/2, 4-3/4"	__7806 505	17 x 8	5"	12mm	5 x 5, 5-1/2" (2WD)
__5804 505	15 x 8	4"	12mm	5 x 5, 5-1/2" (2WD)	__7806 552	17 x 8	5"	12mm	5 x 135mm H.C.
__5804 655	15 x 8	4"	12mm	6 x 5-1/2"	__7806 655	17 x 8	5"	12mm	6 x 5-1/2"
__5805 507	15 x 8	4-1/2"	0mm	5 x 4-1/2, 4-3/4"	__7806 656	17 x 8	5"	12mm	6 x 5-1/2" H.C.
__5805 505	15 x 8	4-1/2"	0mm	5 x 5, 5-1/2" (2WD)	__7807 507	17 x 8	5-1/2"	25mm	5 x 4-1/2, 4-3/4"
__5806 425	15 x 8	5"	12mm	4 x 4-1/4, 4-1/2"	__7807 645	17 x 8	5-1/2"	25mm	6 x 4-1/2"
__5806 507	15 x 8	5"	12mm	5 x 4-1/2, 4-3/4"	__7956 507	17 x 9-1/2	5"	6mm	5 x 4-1/2, 4-3/4"
__5806 505	15 x 8	5"	12mm	5 x 5, 5-1/2" (2WD)	__7956 505	17 x 9-1/2	5"	6mm	5 x 5, 5-1/2" (2WD)
__5807 507	15 x 8	5-1/2"	25mm	5 x 4-1/2, 4-3/4"	__7956 552	17 x 9-1/2	5"	6mm	5 x 135mm H.C.
__5807 645	15 x 8	5-1/2"	25mm	6 x 4-1/2"	__7956 656	17 x 9-1/2	5"	6mm	6 x 5-1/2" H.C.
__5103 507	15 x 10	3-1/2"	51mm	5 x 4-1/2, 4-3/4"	__7957 507	17 x 9-1/2	5-1/2"	6mm	5 x 4-1/2, 4-3/4"
__5103 505	15 x 10	3-1/2"	51mm	5 x 5, 5-1/2" (2WD)	__7957 505	17 x 9-1/2	5-1/2"	6mm	5 x 5, 5-1/2" (2WD)
__5103 555	15 x 10	3-1/2"	51mm	5 x 5-1/2" (4WD)	__7957 656	17 x 9-1/2	5-1/2"	6mm	6 x 5-1/2" H.C.
__5103 655	15 x 10	3-1/2"	51mm	6 x 5-1/2"	__7958 507	17 x 9-1/2	6"	19mm	5 x 4-1/2, 4-3/4"
__5104 507	15 x 10	4"	38mm	5 x 4-1/2, 4-3/4"	__7958 505	17 x 9-1/2	6"	19mm	5 x 5, 5-1/2" (2WD)
__5104 505	15 x 10	4"	38mm	5 x 5, 5-1/2" (2WD)	__7951 507	17 x 9-1/2	7"	44mm	5 x 4-1/2, 4-3/4"
__5104 655	15 x 10	4"	38mm	6 x 5-1/2"	__8804 507	18 x 8	4"	12mm	5 x 4-1/2, 4-3/4"
__5105 507	15 x 10	4-1/2"	25mm	5 x 4-1/2, 4-3/4"	__8805 507	18 x 8	4-1/2"	0mm	5 x 4-1/2, 4-3/4"
__5105 505	15 x 10	4-1/2"	25mm	5 x 5, 5-1/2" (2WD)	__8805 505	18 x 8	4-1/2"	0mm	5 x 5, 5-1/2" (2WD)
__5106 507	15 x 10	5"	12mm	5 x 4-1/2, 4-3/4"	__8806 507	18 x 8	5"	12mm	5 x 4-1/2, 4-3/4"
__5106 505	15 x 10	5"	12mm	5 x 5, 5-1/2" (2WD)	__8806 505	18 x 8	5"	12mm	5 x 5, 5-1/2" (2WD)
__5108 505	15 x 10	6"	12mm	5 x 5, 5-1/2" (2WD)	__8806 552	18 x 8	5"	12mm	5 x 135mm H.C.
__6704 507	16 x 7	4"	0mm	5 x 4-1/2, 4-3/4"	__8806 656	18 x 8	5"	12mm	6 x 5-1/2" H.C.
__6704 505	16 x 7	4"	0mm	5 x 5, 5-1/2" (2WD)	__8807 507	18 x 8	5-1/2"	25mm	5 x 4-1/2, 4-3/4"
__6705 425	16 x 7	4-1/2"	12mm	4 x 4-1/4, 4-1/2"	__8807 645	18 x 8	5-1/2"	25mm	6 x 4-1/2"
__6705 507	16 x 7	4-1/2"	12mm	5 x 4-1/2, 4-3/4"	__8956 507	18 x 9-1/2	5"	6mm	5 x 4-1/2, 4-3/4"
__6705 505	16 x 7	4-1/2"	12mm	5 x 5, 5-1/2" (2WD)	__8956 505	18 x 9-1/2	5"	6mm	5 x 5, 5-1/2" (2WD)
__6706 507	16 x 7	5"	25mm	5 x 4-1/2, 4-3/4"	__8956 552	18 x 9-1/2	5"	6mm	5 x 135mm H.C.
__6706 655	16 x 7	5"	25mm	6 x 5-1/2"	__8956 656	18 x 9-1/2	5"	6mm	6 x 5-1/2" H.C.
__6804 507	16 x 8	4"	12mm	5 x 4-1/2, 4-3/4"	__8957 507	18 x 9-1/2	5-1/2"	6mm	5 x 4-1/2, 4-3/4"
__6804 505	16 x 8	4"	12mm	5 x 5, 5-1/2" (2WD)	__8957 505	18 x 9-1/2	5-1/2"	6mm	5 x 5, 5-1/2" (2WD)
__6804 655	16 x 8	4"	12mm	6 x 5-1/2"	__8958 507	18 x 9-1/2	6"	19mm	5 x 4-1/2, 4-3/4"
__6804 656	16 x 8	4"	12mm	6 x 5-1/2" H.C.	__8958 505	18 x 9-1/2	6"	19mm	5 x 5, 5-1/2" (2WD)
__6805 507	16 x 8	4-1/2"	0mm	5 x 4-1/2, 4-3/4"	__8958 656	18 x 9-1/2	6"	19mm	6 x 5-1/2" H.C.
__6805 505	16 x 8	4-1/2"	0mm	5 x 5, 5-1/2" (2WD)	__8951 507	18 x 9-1/2	7"	44mm	5 x 4-1/2, 4-3/4"
__6805 552	16 x 8	4-1/2"	0mm	5 x 135mm H.C.	__2805 507	20 x 8	4-1/2"	0mm	5 x 4-1/2, 4-3/4"
__6805 655	16 x 8	4-1/2"	0mm	6 x 5-1/2"	__2805 505	20 x 8	4-1/2"	0mm	5 x 5, 5-1/2" (2WD)
__6805 656	16 x 8	4-1/2"	0mm	6 x 5-1/2" H.C.	__2805 656	20 x 8	4-1/2"	0mm	6 x 5-1/2" H.C.
__6806 425	16 x 8	5"	12mm	4 x 4-1/4, 4-1/2"	__2806 507	20 x 8	5"	12mm	5 x 4-1/2, 4-3/4"
__6806 507	16 x 8	5"	12mm	5 x 4-1/2, 4-3/4"	__2806 505	20 x 8	5"	12mm	5 x 5, 5-1/2" (2WD)
__6806 505	16 x 8	5"	12mm	5 x 5, 5-1/2" (2WD)	__2806 552	20 x 8	5"	12mm	5 x 135mm H.C.
__6806 655	16 x 8	5"	12mm	6 x 5-1/2"	__2806 656	20 x 8	5"	12mm	6 x 5-1/2" H.C.
__6806 656	16 x 8	5"	12mm	6 x 5-1/2" H.C.	__2807 507	20 x 8	5-1/2"	25mm	5 x 4-1/2, 4-3/4"
__6807 507	16 x 8	5-1/2"	25mm	5 x 4-1/2, 4-3/4"	__2807 645	20 x 8	5-1/2"	25mm	6 x 4-1/2"
__6807 645	16 x 8	5-1/2"	25mm	6 x 4-1/2"	__2956 505	20 x 9-1/2	5"	6mm	5 x 5, 5-1/2" (2WD)
__6955 552	16 x 9-1/2	4-1/2"	19mm	5 x 135mm H.C.	__2956 552	20 x 9-1/2	5"	6mm	5 x 135mm H.C.
__6955 656	16 x 9-1/2	4-1/2"	19mm	6 x 5-1/2" H.C.	__2956 656	20 x 9-1/2	5"	6mm	6 x 5-1/2" H.C.
__6956 507	16 x 9-1/2	5"	6mm	5 x 4-1/2, 4-3/4"	__2957 507	20 x 9-1/2	5-1/2"	6mm	5 x 4-1/2, 4-3/4"
__6956 505	16 x 9-1/2	5"	6mm	5 x 5, 5-1/2" (2WD)	__2957 505	20 x 9-1/2	5-1/2"	6mm	5 x 5, 5-1/2" (2WD)
__6956 655	16 x 9-1/2	5"	6mm	6 x 5-1/2"	__2957 656	20 x 9-1/2	5-1/2"	6mm	6 x 5-1/2" H.C.
__6956 656	16 x 9-1/2	5"	6mm	6 x 5-1/2" H.C.	__2958 507	20 x 9-1/2	6"	19mm	5 x 4-1/2, 4-3/4"
__6957 505	16 x 9-1/2	5-1/2"	6mm	5 x 5, 5-1/2" (2WD)	__2958 505	20 x 9-1/2	6"	19mm	5 x 5, 5-1/2" (2WD)
__6958 505	16 x 9-1/2	6"	19mm	5 x 5, 5-1/2" (2WD)	__2958 656	20 x 9-1/2	6"	19mm	6 x 5-1/2" H.C.
__6958 507	16 x 9-1/2	6"	19mm	5 x 4-1/2, 4-3/4"					
__6959 507	16 x 9-1/2	6-1/2"	32mm	5 x 4-1/2, 4-3/4"					

*REAR WHEEL ONLY APPLICATION
H.C. = Hub Centric for General Motors and Ford

TERMINATOR SERIES / POLISHED

TECHNICAL SPECIFICATIONS

- Uses "acorn" type lugs
- 1625 lb. load rating
- 30" maximum tire diameter
- 2 Wheel Drive Only
- Caps included

Wheel Size	W.D. Polished	Shipping Wt.
15x4	\$196.00	13 lbs.
15x6	\$199.00	14 lbs.
15x7	\$211.00	15 lbs.
15x8	\$228.00	17 lbs.
15x10	\$246.00	18 lbs.

TERMINATOR SERIES WHEELS
ARE SPECIAL ORDER



Style 13
Telstar



Style 15
Indy



Style 17
Auto Drag III



PART NUMBER	WHEEL SIZE	REAR SPACING	BOLT CIRCLE	REPL. CAP	PART NUMBER	WHEEL SIZE	REAR SPACING	BOLT CIRCLE	REPL. CAP
__5401 545	15 x 4	1-5/8"	5 x 4-1/2"	CS-70	__5804 545	15 x 8	4"	5 x 4-1/2"	CS-70
__5401 547	15 x 4	1-5/8"	5 x 4-3/4"	CS-70	__5804 547	15 x 8	4"	5 x 4-3/4"	CS-70
__5603 545	15 x 6	3-1/2"	5 x 4-1/2"	CS-70	__5804 550	15 x 8	4"	5 x 5"	CS-21
__5603 547	15 x 6	3-1/2"	5 x 4-3/4"	CS-70	__5805 545	15 x 8	4-1/2"	5 x 4-1/2"	CS-70
__5703 545	15 x 7	3-1/2"	5 x 4-1/2"	CS-70	__5805 547	15 x 8	4-1/2"	5 x 4-3/4"	CS-70
__5703 547	15 x 7	3-1/2"	5 x 4-3/4"	CS-70	__5805 550	15 x 8	4-1/2"	5 x 5"	CS-21
__5703 550	15 x 7	3-1/2"	5 x 5"	CS-21	__5806 545	15 x 8	5"	5 x 4-1/2"	CS-70
__5704 545	15 x 7	4"	5 x 4-1/2"	CS-70	__5806 547	15 x 8	5"	5 x 4-3/4"	CS-70
__5704 547	15 x 7	4"	5 x 4-3/4"	CS-70	__5806 550	15 x 8	5"	5 x 5"	CS-21
__5704 550	15 x 7	4"	5 x 5"	CS-21	__5104 545	15 x 10	4"	5 x 4-1/2"	CS-70
__5705 545	15 x 7	4-1/2"	5 x 4-1/2"	CS-70	__5104 547	15 x 10	4"	5 x 4-3/4"	CS-70
__5705 547	15 x 7	4-1/2"	5 x 4-3/4"	CS-70	__5104 550	15 x 10	4"	5 x 5"	CS-21
__5706 545	15 x 7	5"	5 x 4-1/2"	CS-70	__5105 545	15 x 10	4-1/2"	5 x 4-1/2"	CS-70
__5706 547	15 x 7	5"	5 x 4-3/4"	CS-70	__5105 547	15 x 10	4-1/2"	5 x 4-3/4"	CS-70
					__5106 545	15 x 10	5"	5 x 4-1/2"	CS-70
					__5106 547	15 x 10	5"	5 x 4-3/4"	CS-70
					__5106 550	15 x 10	5"	5 x 5"	CS-21

MUSCLE CAR SERIES / POLISHED

TECHNICAL SPECIFICATIONS

- 1125 lb. load rating
- 30" Maximum tire diameter
- 60° Acorn Lug Nuts

Wheel Size	W.D. Polished	Shipping Wt.
15 X 7	\$350.00	16lbs
15 X 8	\$373.00	18lbs
15 X 10	\$399.00	20lbs

Nitro
Style 850
(Polished)



PART NUMBER	WHEEL SIZE	REAR SPACING	BOLT CIRCLE	REPL. CAP	PART NUMBER	WHEEL SIZE	REAR SPACING	BOLT CIRCLE	REPL. CAP
__5703 545	15 x 7	3"	5 x 4-1/2"	C-70	__5805 545	15 x 8	4.5"	5 x 4-1/2"	C-70
__5703 547	15 x 7	3"	5 x 4-3/4"	C-70	__5805 547	15 x 8	4.5"	5 x 4-3/4"	C-70
__5704 545	15 x 7	4"	5 x 4-1/2"	C-70	__5108 545	15 x 10	6"	5 x 4-1/2"	C-70
__5704 547	15 x 7	4"	5 x 4-3/4"	C-70	__5108 547	15 x 10	6"	5 x 4-3/4"	C-70
__5804 545	15 x 8	4"	5 x 4-1/2"	C-70					
__5804 547	15 x 8	4"	5 x 4-3/4"	C-70					

CONVO PRO / STREET & DRAG RACING

TECHNICAL SPECIFICATIONS

- 1525 lb. load rating
- 30" maximum tire diameter
- Satin center, polished outer



00 Convo Pro Street



00 Convo Pro Drag Racing

	Wheel Size	W.D. Polished	Shipping Wt.
These sizes suitable for Drag Racing or Street use.	* 15x3-1/2	\$436.00	15 lbs.
	15x4	\$261.00	12 lbs.
	15x6	\$310.00	13 lbs.
	15x7	\$323.00	14 lbs.
	15x7-1/2	\$327.00	14 lbs.
	15x8-1/2	\$329.00	16 lbs.
	15x10	\$375.00	17 lbs.
	15x12	\$403.00	19 lbs.
	15x14	\$431.00	19 lbs.
	* Tested to 15.3 spec	* 15x15	\$459.00
* Spindle Mount Tested to 15.2 spec	* 16x16 #00	\$522.00	22 lbs.
	* 16x16 #08	\$1,566.00	30 lbs.
	17x2-1/2	\$442.00	14 lbs.
	* FSPNDL02C	\$ 125.00	Spindle
	FSPNDL02S	\$ 125.00	Spindle

PART NUMBER	WHEEL SIZE	REAR SPACING	BOLT CIRCLE	REPL. CAP	PART NUMBER	WHEEL SIZE	REAR SPACING	BOLT CIRCLE	REPL. CAP
** 00 5350 0002	15 x 3-1/2	Anglia Spd.	(includes bearings)	CS-8301	00 5105 507	15 x 10	5"	5 x 4-1/2, 4-3/4"	CS-70
** 00 5350 001	15 x 3-1/2	Strange Spd.	(includes bearings)	CS-8302	00 5105 545	15 x 10	5"	5 x 4-1/2"	CS-70
00 5401 442	15 x 4	1-3/4"	4 x 4-1/4"	CS-20	00 5105 547	15 x 10	5"	5 x 4-3/4"	CS-70
00 5401 507	15 x 4	1-3/4"	5 x 4-1/2, 4-3/4"	CS-70	00 5123 507	15 x 12	3-3/8"	5 x 4-1/2, 4-3/4"	CS-70
00 5401 545	15 x 4	1-3/4"	5 x 4-1/2"	CS-70	00 5123 550	15 x 12	3-3/8"	5 x 5"	CS-21
00 5401 547	15 x 4	1-3/4"	5 x 4-3/4"	CS-70	00 5125 507	15 x 12	4-3/4"	5 x 4-1/2, 4-3/4"	CS-70
00 5402 442	15 x 4	2-5/16"	4 x 4-1/4"	CS-20	00 5125 550	15 x 12	4-3/4"	5 x 5"	CS-21
00 5402 507	15 x 4	2-5/16"	5 x 4-1/2, 4-3/4"	CS-70	00 5126 507	15 x 12	5-3/8"	5 x 4-1/2, 4-3/4"	CS-70
00 5402 545	15 x 4	2-5/16"	5 x 4-1/2"	CS-70	00 5143 507	15 x 14	3-3/8"	5 x 4-1/2, 4-3/4"	CS-70
00 5402 547	15 x 4	2-5/16"	5 x 4-3/4"	CS-70	00 5143 550	15 x 14	3-3/8"	5 x 5"	CS-21
Above Four rims are too narrow for Convolutions Requires L-2902, 5/16 Dia. Valve Stem					00 5145 507	15 x 14	4-5/8"	5 x 4-1/2, 4-3/4"	CS-70
00 5603 507	15 x 6	3-3/8"	5 x 4-1/2, 4-3/4"	CS-70	00 5145 550	15 x 14	4-5/8"	5 x 5"	CS-21
00 5603 545	15 x 6	3-3/8"	5 x 4-1/2"	CS-70	00 5146 507	15 x 14	5-1/4"	5 x 4-1/2, 4-3/4"	CS-70
00 5603 547	15 x 6	3-3/8"	5 x 4-3/4"	CS-70	00 5146 550	15 x 14	5-1/4"	5 x 5"	CS-21
00 5703 445	15 x 7	3-3/8"	4 x 4-1/2"	CS-70	00 5155 507	15 x 15	4-5/8"	5 x 4-1/2, 4-3/4"	CS-70
00 5703 507	15 x 7	3-3/8"	5 x 4-1/2, 4-3/4"	CS-70	00 5155 550	15 x 15	4-5/8"	5 x 5"	CS-21
00 5703 545	15 x 7	3-3/8"	5 x 4-1/2"	CS-70	00 5156 507	15 x 15	5-1/4"	5 x 4-1/2, 4-3/4"	CS-70
00 5703 547	15 x 7	3-3/8"	5 x 4-3/4"	CS-70	00 6165 5473	16 x 16	5"	5 x 4-3/4"	N/A
00 5755 442	15 x 7-1/2	5"	4 x 4-1/4"	CS-20	00 6165 5503	16 x 16	5"	5 x 5"	N/A
00 5755 507	15 x 7-1/2	5"	5 x 4-1/2, 4-3/4"	CS-70	00 6165 5553	16 x 16	5"	5 x 5-1/2"	N/A
00 5755 545	15 x 7-1/2	5"	5 x 4-1/2"	CS-70	08 6165 5503	16 x 16	5"	5 x 5"	N/A
00 5755 547	15 x 7-1/2	5"	5 x 4-3/4"	CS-70	08 6165 5553	16 x 16	5"	5 x 5-1/2"	N/A
00 5853 507	15 x 8-1/2	3-3/8"	5 x 4-1/2, 4-3/4"	CS-70	Above two rims are Beadlock Drive Wheels				
00 5853 545	15 x 8-1/2	3-3/8"	5 x 4-1/2"	CS-70	Attention Racers:				
00 5853 547	15 x 8-1/2	3-3/8"	5 x 4-3/4"	CS-70	Center Line offers SFI 15.3 certifiable wheels for the Convo Pro series.				
00 5855 442	15 x 8-1/2	5"	4 x 4-1/4"	CS-20	* Please contact Center Line's Racing department at 562-921-9637 for details.				
00 5855 507	15 x 8-1/2	5"	5 x 4-1/2, 4-3/4"	CS-70	Special Notes:				
00 5855 545	15 x 8-1/2	5"	5 x 4-1/2"	CS-70	• NOT FOR TRUCKS OR VANS				
00 5855 547	15 x 8-1/2	5"	5 x 4-3/4"	CS-70	• 15 x 12 sizes and larger do not come with caps				
00 5103 507	15 x 10	3-3/8"	5 x 4-1/2, 4-3/4"	CS-70	• Uses 1/2" mag shank lugs, unless bland nut is required, .500 shank				
00 5103 545	15 x 10	3-3/8"	5 x 4-1/2"	CS-70					
00 5103 547	15 x 10	3-3/8"	5 x 4-3/4"	CS-70					

WARRIOR / STREET & DRAG RACING

TECHNICAL SPECIFICATIONS

- 1375 lb. load rating
- 30" maximum tire diameter
- Fully polished

Special Notes:

- CARS OR RACING ONLY
- NOT FOR TRUCKS OR VANS
- Uses 1/2" long lug nuts, .500 shank mag



07 Warrior/Street

TECHNICAL SPECIFICATIONS

Special Notes:

- NOT FOR TRUCKS OR VANS
- Wheels larger than 10" wide do not come with caps
- Uses 1/2" long lug nuts, .500 shank



07 Warrior/Drag Racing

	Wheel Size	W.D. Polished	Shipping Wt.
* Spindle Mount	* 15x3-1/2	\$390.00	14 lbs.
	15x4	\$260.00	11 lbs.
These sizes suitable for Drag Racing or Street use.	15x5-1/2	\$304.00	13 lbs.
	15x7	\$308.00	14 lbs.
	15x8	\$314.00	15 lbs.
	15x8-1/2	\$314.00	15 lbs.
	15x9	\$321.00	15 lbs.
	15x10	\$349.00	16 lbs.
	15x12	\$350.00	18 lbs.
	15x14	\$383.00	18 lbs.
	15x15	\$395.00	20 lbs.
	15x16	\$399.00	20 lbs.

PART NUMBER	WHEEL SIZE	REAR SPACING	BOLT CIRCLE	REPL. CAP	PART NUMBER	WHEEL SIZE	REAR SPACING	BOLT CIRCLE	REPL. CAP
07 5350 0002	15 x 3-1/2	Anglia Spd	(includes bearings)	CS-8301	07 5103 547	15 x 10	3-3/8"	5 x 4-3/4"	CS-70
07 5350 0001	15 x 3-1/2	Strange Spd	(includes bearings)	CS-8302					
07 5401 442	15 x 4	1-3/4"	4 x 4-1/4"	CS-20	07 5104 545	15 x 10	4-1/2"	5 x 4-1/2"	CS-70
07 5401 545	15 x 4	1-3/4"	5 x 4-1/2"	CS-70	07 5104 547	15 x 10	4-1/2"	5 x 4-3/4"	CS-70
07 5401 547	15 x 4	1-3/4"	5 x 4-3/4"	CS-70	07 5104 507	15 x 10	4-1/2"	5 x 4-1/2, 4-3/4"	CS-70
07 5401 507	15 x 4	1-3/4"	5 x 4-1/2, 4-3/4"	CS-70					
07 5402 442	15 x 4	2-5/16"	4 x 4-1/4"	CS-20	07 5105 545	15 x 10	5"	5 x 4-1/2"	CS-70
07 5402 545	15 x 4	2-5/16"	5 x 4-1/2"	CS-70	07 5105 547	15 x 10	5"	5 x 4-3/4"	CS-70
07 5402 547	15 x 4	2-5/16"	5 x 4-3/4"	CS-70	07 5105 507	15 x 10	5"	5 x 4-1/2, 4-3/4"	CS-70
07 5402 507	15 x 4	2-5/16"	5 x 4-1/2, 4-3/4"	CS-70					
Requires L-2902, 5/16 Dia. Valve Stem					07 5106 545	15 x 10	6-1/2"	5 x 4-1/2"	CS-70
07 5553 545	15 x 5-1/2	3-3/8"	5 x 4-1/2"	CS-70	07 5106 547	15 x 10	6-1/2"	5 x 4-3/4"	CS-70
07 5553 547	15 x 5-1/2	3-3/8"	5 x 4-3/4"	CS-70					
07 5553 507	15 x 5-1/2	3-3/8"	5 x 4-1/2, 4-3/4"	CS-70	07 5123 507	15 x 12	3-3/8"	5 x 4-1/2, 4-3/4"	CS-70
07 5703 545	15 x 7	3-3/8"	5 x 4-1/2"	CS-70					
07 5703 547	15 x 7	3-3/8"	5 x 4-3/4"	CS-70	07 5143 507	15 x 14	3-3/8"	5 x 4-1/2, 4-3/4"	CS-70
07 5703 507	15 x 7	3-3/8"	5 x 4-1/2, 4-3/4"	CS-70	07 5143 550	15 x 14	3-3/8"	5 x 5"	CS-21
07 5705 442	15 x 7	5"	4 x 4-1/4"	CS-20					
07 5705 545	15 x 7	5"	5 x 4-1/2"	CS-70	07 5145 507	15 x 14	4-5/8"	5 x 4-1/2, 4-3/4"	CS-70
07 5705 547	15 x 7	5"	5 x 4-3/4"	CS-70					
07 5705 507	15 x 7	5"	5 x 4-1/2, 4-3/4"	CS-70	07 5146 507	15 x 14	6-3/8"	5 x 4-1/2, 4-3/4"	CS-70
07 5804 545	15 x 8	4-1/2"	5 x 4-1/2"	CS-70	07 5146 550	15 x 14	6-3/8"	5 x 5"	CS-21
07 5804 547	15 x 8	4-1/2"	5 x 4-3/4"	CS-70					
07 5804 507	15 x 8	4-1/2"	5 x 4-1/2, 4-3/4"	CS-70	07 5155 507	15 x 15	4-5/8"	5 x 4-1/2, 4-3/4"	CS-70
07 5853 545	15 x 8-1/2	3-3/8"	5 x 4-1/2"	CS-70	07 5155 550	15 x 15	4-5/8"	5 x 5"	CS-21
07 5853 547	15 x 8-1/2	3-3/8"	5 x 4-3/4"	CS-70					
07 5853 507	15 x 8-1/2	3-3/8"	5 x 4-1/2, 4-3/4"	CS-70	07 5156 507	15 x 15	6-1/4"	5 x 4-1/2, 4-3/4"	CS-70
07 5855 442	15 x 8-1/2	5"	4 x 4-1/4"	CS-20					
07 5855 545	15 x 8-1/2	5"	5 x 4-1/2"	CS-70	07 5161 507	15 x 16	5-1/4"	5 x 4-1/2, 4-3/4"	CS-70
07 5855 547	15 x 8-1/2	5"	5 x 4-3/4"	CS-70	07 5161 550	15 x 16	5-1/4"	5 x 5"	CS-21
07 5855 507	15 x 8-1/2	5"	5 x 4-1/2, 4-3/4"	CS-70					
07 5904 545	15 x 9	4-1/2"	5 x 4-1/2"	CS-70	07 5166 507	15 x 16	6-1/4"	5 x 4-1/2, 4-3/4"	CS-70
07 5904 547	15 x 9	4-1/2"	5 x 4-3/4"	CS-70					
07 5904 507	15 x 9	4-1/2"	5 x 4-1/2, 4-3/4"	CS-70					

E.T. SERIES / STREET & DRAG RACING



**03 ET Series
Street**

TECHNICAL SPECIFICATIONS

- 1525 lb. load rating
- 30" maximum tire diameter
- Polished center, polished outer

These sizes
suitable for
Drag Racing
or Street use.

Wheel Size	W.D. Polished	Shipping Wt.
15x4	\$261.00	12 lbs.
15x6	\$310.00	13 lbs.
15x7	\$323.00	14 lbs.
15x7-1/2	\$327.00	14 lbs.
15x8-1/2	\$329.00	16 lbs.
15x10	\$375.00	17 lbs.
15x12	\$403.00	19 lbs.
15x14	\$431.00	19 lbs.
15x15	\$459.00	20 lbs.

PART NUMBER	WHEEL SIZE	REAR SPACING	BOLT CIRCLE	REPL. CAP	PART NUMBER	WHEEL SIZE	REAR SPACING	BOLT CIRCLE	REPL. CAP
03 5401 442	15 x 4	1-3/4"	4 x 4-1/4"	CS-20	03 5105 507	15 x 10	5"	5 x 4-1/2, 4-3/4"	CS-70
03 5401 507	15 x 4	1-3/4"	5 x 4-1/2, 4-3/4"	CS-70	03 5105 545	15 x 10	5"	5 x 4-1/2"	CS-70
03 5401 545	15 x 4	1-3/4"	5 x 4-1/2"	CS-70	03 5105 547	15 x 10	5"	5 x 4-3/4"	CS-70
03 5401 547	15 x 4	1-3/4"	5 x 4-3/4"	CS-70					
03 5402 442	15 x 4	2-5/16"	4 x 4-1/4"	CS-20	03 5123 507	15 x 12	3-3/8"	5 x 4-1/2, 4-3/4"	CS-70
03 5402 507	15 x 4	2-5/16"	5 x 4-1/2, 4-3/4"	CS-70	03 5123 550	15 x 12	3-3/8"	5 x 5"	CS-21
03 5402 545	15 x 4	2-5/16"	5 x 4-1/2"	CS-70	03 5125 507	15 x 12	4-3/4"	5 x 4-1/2, 4-3/4"	CS-70
03 5402 547	15 x 4	2-5/16"	5 x 4-3/4"	CS-70	03 5125 550	15 x 12	4-3/4"	5 x 5"	CS-21
Above Four rims are too narrow for Convolutions Requires L-2902, 5/16 Dia. Valve Stem					03 5126 507	15 x 12	5-3/8"	5 x 4-1/2, 4-3/4"	CS-70
03 5603 507	15 x 6	3-3/8"	5 x 4-1/2, 4-3/4"	CS-70	03 5143 507	15 x 14	3-3/8"	5 x 4-1/2, 4-3/4"	CS-70
03 5603 545	15 x 6	3-3/8"	5 x 4-1/2"	CS-70	03 5143 550	15 x 14	3-3/8"	5 x 5"	CS-21
03 5603 547	15 x 6	3-3/8"	5 x 4-3/4"	CS-70	03 5145 507	15 x 14	4-5/8"	5 x 4-1/2, 4-3/4"	CS-70
03 5703 445	15 x 7	3-3/8"	4 x 4-1/2"	CS-70	03 5145 550	15 x 14	4-5/8"	5 x 5"	CS-21
03 5703 507	15 x 7	3-3/8"	5 x 4-1/2, 4-3/4"	CS-70	03 5146 507	15 x 14	5-1/4"	5 x 4-1/2, 4-3/4"	CS-70
03 5703 545	15 x 7	3-3/8"	5 x 4-1/2"	CS-70	03 5146 550	15 x 14	5-1/4"	5 x 5"	CS-21
03 5703 547	15 x 7	3-3/8"	5 x 4-3/4"	CS-70	03 5155 507	15 x 15	4-5/8"	5 x 4-1/2, 4-3/4"	CS-70
03 5755 442	15 x 7-1/2	5"	4 x 4-1/4"	CS-20	03 5155 550	15 x 15	4-5/8"	5 x 5"	CS-21
03 5755 507	15 x 7-1/2	5"	5 x 4-1/2, 4-3/4"	CS-70	03 5156 507	15 x 15	5-1/4"	5 x 4-1/2, 4-3/4"	CS-70
03 5755 545	15 x 7-1/2	5"	5 x 4-1/2"	CS-70					
03 5755 547	15 x 7-1/2	5"	5 x 4-3/4"	CS-70					
03 5853 507	15 x 8-1/2	3-3/8"	5 x 4-1/2, 4-3/4"	CS-70	Special Notes: • NOT FOR TRUCKS OR VANS • 15 x 12 sizes and larger do not come with caps • Uses 1/2" mag shank lugs, unless bland nut is required, .500 shank				
03 5853 545	15 x 8-1/2	3-3/8"	5 x 4-1/2"	CS-70					
03 5853 547	15 x 8-1/2	3-3/8"	5 x 4-3/4"	CS-70					
03 5855 442	15 x 8-1/2	5"	4 x 4-1/4"	CS-20					
03 5855 507	15 x 8-1/2	5"	5 x 4-1/2, 4-3/4"	CS-70					
03 5855 545	15 x 8-1/2	5"	5 x 4-1/2"	CS-70					
03 5855 547	15 x 8-1/2	5"	5 x 4-3/4"	CS-70					
03 5103 507	15 x 10	3-3/8"	5 x 4-1/2, 4-3/4"	CS-70					
03 5103 545	15 x 10	3-3/8"	5 x 4-1/2"	CS-70					
03 5103 547	15 x 10	3-3/8"	5 x 4-3/4"	CS-70					

AUTO DRAG / STREET & DRAG RACING

TECHNICAL SPECIFICATIONS

- 1125 lb. load rating
- 30" maximum tire diameter



05/06 Auto Drag Street



05/06 Auto Drag Drag Racing

These sizes suitable for Drag Racing or Street use.

Wheel Size	W.D. 05 Satin	W.D. 06 Polished	Shipping Wt.
14x6	\$279.00	\$299.00	14 lbs.
14x7	\$281.00	\$299.00	14 lbs.
15x3-1/2	\$215.00	\$233.00	14 lbs.
15x5-1/2	\$277.00	\$298.00	15 lbs.
15x7	\$282.00	\$302.00	16 lbs.
15x8-1/2	\$290.00	\$311.00	17 lbs.
15x10	\$308.00	\$332.00	18 lbs.
15x12	\$343.00	\$366.00	20 lbs.
15x14	\$392.00	\$414.00	21 lbs.
15x15	\$398.00	\$422.00	22 lbs.

PART NUMBER	WHEEL SIZE	REAR SPACING	BOLT CIRCLE	REPL. CAP	PART NUMBER	WHEEL SIZE	REAR SPACING	BOLT CIRCLE	REPL. CAP
__4603 545	14 x 6	3-5/16"	5 x 4-1/2"	C-70	__5854 442	15 x 8-1/2	4-7/8"	4 x 4-1/4"	C-20
__4603 547	14 x 6	3-5/16"	5 x 4-3/4"	C-70	__5854 540	15 x 8-1/2	4-7/8"	5 x 4"	C-20
__4703 545	14 x 7	3-5/16"	5 x 4-1/2"	C-70	__5854 545	15 x 8-1/2	4-7/8"	5 x 4-1/2"	C-70
__4703 547	14 x 7	3-5/16"	5 x 4-3/4"	C-70	__5854 547	15 x 8-1/2	4-7/8"	5 x 4-3/4"	C-70
__5351 440	15 x 3-1/2	1-5/8"	4 x 4"	C-20	__5103 545	15 x 10	3-5/16"	5 x 4-1/2"	C-70
__5351 442	15 x 3-1/2	1-5/8"	4 x 4-1/4"	C-20	__5103 547	15 x 10	3-5/16"	5 x 4-3/4"	C-70
__5351 451	15 x 3-1/2	1-5/8"	4 x 130mm	C-70	__5104 545	15 x 10	4-7/8"	5 x 4-1/2"	C-70
__5351 507	15 x 3-1/2	1-5/8"	5 x 4-1/2, 4-3/4"	C-70	__5104 547	15 x 10	4-7/8"	5 x 4-3/4"	C-70
__5351 540	15 x 3-1/2	1-5/8"	5 x 4"	C-20	__5124 507	15 x 12	4-7/8"	5 x 4-1/2, 4-3/4"	C-70
__5351 545	15 x 3-1/2	1-5/8"	5 x 4-1/2"	C-70	__5124 545	15 x 12	4-7/8"	5 x 4-1/2"	C-70
__5351 547	15 x 3-1/2	1-5/8"	5 x 4-3/4"	C-70	__5124 547	15 x 12	4-7/8"	5 x 4-3/4"	C-70
__5553 451	15 x 5-1/2	3-5/16"	4 x 130mm	C-70	__5143 507	15 x 14	3-5/16"	5 x 4-1/2, 4-3/4"	C-70
__5553 540	15 x 5-1/2	3-5/16"	5 x 4"	C-20	__5143 545	15 x 14	3-5/16"	5 x 4-1/2"	C-70
__5553 545	15 x 5-1/2	3-5/16"	5 x 4-1/2"	C-70	__5143 547	15 x 14	3-5/16"	5 x 4-3/4"	C-70
__5553 547	15 x 5-1/2	3-5/16"	5 x 4-3/4"	C-70	__5144 507	15 x 14	4-7/8"	5 x 4-1/2, 4-3/4"	C-70
__5703 451	15 x 7	3-5/16"	4 x 130mm	C-70	__5144 545	15 x 14	4-7/8"	5 x 4-1/2"	C-70
__5703 507	15 x 7	3-5/16"	5 x 4-1/2, 4-3/4"	C-70	__5144 547	15 x 14	4-7/8"	5 x 4-3/4"	C-70
__5703 540	15 x 7	3-5/16"	5 x 4"	C-20	__5147 507	15 x 14	7-1/4"	5 x 4-1/2, 4-3/4"	C-70
__5703 545	15 x 7	3-5/16"	5 x 4-1/2"	C-70	__5154 507	15 x 15	4-7/8"	5 x 4-1/2, 4-3/4"	C-70
__5703 547	15 x 7	3-5/16"	5 x 4-3/4"	C-70	__5154 545	15 x 15	4-7/8"	5 x 4-1/2"	C-70
__5704 442	15 x 7	4-7/8"	4 x 4-1/4"	C-20	__5154 547	15 x 15	4-7/8"	5 x 4-3/4"	C-70
__5704 545	15 x 7	4-7/8"	5 x 4-1/2"	C-70					
__5704 547	15 x 7	4-7/8"	5 x 4-3/4"	C-70					
__5853 451	15 x 8-1/2	3-5/16"	4 x 130mm	C-70					
__5853 540	15 x 8-1/2	3-5/16"	5 x 4"	C-20					
__5853 545	15 x 8-1/2	3-5/16"	5 x 4-1/2"	C-70					
__5853 547	15 x 8-1/2	3-5/16"	5 x 4-3/4"	C-70					

Special Notes:

- CARS OR RACING ONLY
- FOR TRUCKS SEE TERMINATOR STYLE 17 on PAGE 16
- Wheels larger than 10" wide do not come with caps

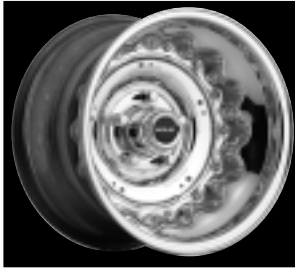
- Requires 3/4" mag shank lug, .750 shank
- 15x3-1/2" requires 1.30" shank lug

G-2 / STREET & DRAG

TECHNICAL SPECIFICATIONS

- 1125 lb. load rating
- 30" maximum tire diameter

G-2
Style 09
(Polished)



Wheel Size	W.D. Polished	Ship Wt.
15x4	\$290.00	12 lbs.
15x8.5	\$330.00	16 lbs.
15x10	\$416.00	17 lbs.
15x15	\$475.00	20 lbs.
15x15 (8)	\$923.00	26 lbs.
16x16	\$542.00	25 lbs.
16x16 (8)	\$1,566.00	30 lbs.
17x2.5	\$501.00	15 lbs.

(8) = Bead lock

PART NUMBER	WHEEL SIZE	REAR SPACING	BOLT CIRCLE	REPL. CAP	PART NUMBER	WHEEL SIZE	REAR SPACING	BOLT CIRCLE	REPL. CAP
5401442	15 x 4	1 3/4	4 X 4 1/4	CS-20	5105507	15 x 10	5"	5 X 4 1/2, 4 3/4	CS-70
5401507	15 x 4	1 3/4	5 X 4 1/2, 4 3/4	CS-70	5105545	15 x 10	5"	5 X 4 1/2	CS-70
5401545	15 x 4	1 3/4	5 X 4 1/2	CS-70	5105547	15 x 10	5"	5 X 4 3/4	CS-70
5401547	15 x 4	1 3/4	5 X 4 3/4	CS-70	5155507	15 x 15	4 5/8	5 X 4 1/2, 4 3/4	CS-70
5853507	15 x 8	3 3/8	5 X 4 1/2, 4 3/4	CS-70	5155545	15 x 15	4 5/8	5 X 4 1/2	CS-70
5803545	15 x 8	3 3/8	5 X 4 1/2	CS-70	5155547	15 x 15	4 5/8	5 X 4 3/4	CS-70
5803547	15 x 8	3 3/8	5 X 4 3/4	CS-70	5155550	15 x 15	4 5/8	5 X 5.0	CS-70
5805507	15 x 8	5"	5 X 4 1/2, 4 3/4	CS-70	51555078	15 x 15	4 5/8	5 X 4 1/2, 4 3/4	CS-70
5805545	15 x 8	5"	5 X 4 1/2	CS-70	51555458	15 x 15	4 5/8	5 X 4 1/2	CS-70
5805547	15 x 8	5"	5 X 4 3/4	CS-70	51555478	15 x 15	4 5/8	5 X 4 3/4	CS-70
5103507	15 x 10	3 3/8	5 X 4 1/2, 4 3/4	CS-70	51555508	15 x 15	4 5/8	5 X 5.0	CS-70
5103545	15 x 10	3 3/8	5 X 4 1/2	CS-70	6165550	16 x 16	5"	5 X 5.5	N/A
5103547	15 x 10	3 3/8	5 X 4 3/4	CS-70	6165555	16 x 16	5"	5 X 5.5	N/A
					61655508	16 x 16	5"	5 X 5.5	N/A
					61655558	16 x 16	5"	5 X 5.5	N/A
					7250000	17 x 2.5	anglia	includes bearing	CS-8301

Special Notes:

- Cars or racing only
- Wheels larger than 10" wide do not come with caps
- Uses 1/2" mag shank lugs, unless bland nut is required, .500 shank

LUG NUTS

PART NUMBER	DESCRIPTION	PRICE
L-2900	Standard chrome valve stem (card of 4).....	\$13.00
L-2902	5/16" Chrome valve stem - Billet wheels (card of 2)	\$13.00
L-5000	Lug nut-closed end (pack of 5) 1/2" RH - .750" shank.....	\$13.00
L-5002	Lug nut-closed end (pack of 5) 7/16" RH - .750" shank.....	\$13.00
L-5005	Lug nut-closed end (pack of 5) 12mm x 1.5 RH - .750" shank.....	\$13.00
L-5010	Lug nut-open end (pack of 5) 1/2" RH - .750" shank	\$13.00
L-5012	Lug nut-open end (pack of 5) 7/16" RH - .750" shank	\$13.00
L-5015	Lug nut-open end (pack of 5) 12mm x 1.5 RH - .750" shank	\$13.00
L-5100	Convo Pro/Pro Stock lug nut - closed end (card of 5)	\$13.00
	(1/2" RH - .500" shank)	
L-5105	Convo Pro/Pro Stock lug nut - closed end (card of 5)	\$13.00
	(12mm x 1.5 RH - .500" shank)	
L-5110	Convo Pro/Pro Stock lug nut - open end (card of 5)	\$13.00
	(1/2" RH - .500" shank)	
L-5112	Convo Pro/Pro Stock lug nut - open end (card of 5)	\$13.00
	(7/16" RH - .500" shank)	
L-5115	Convo Pro/Pro Stock lug nut - open end (card of 5)	\$13.00
	(12mm x 1.5 RH - .500" shank)	
L-5120	Lug nut - closed end (card of 5) 1/2" RH - 1.30 shank	\$13.00
L-5122	Lug nut - closed end (card of 5) 7/16" RH - 1.30 shank	\$13.00
L-5120-0	Lug nut - open end (card of 5) 1/2" RH - 1.30 shank.....	\$13.00
L-5122-0	Lug nut - open end (card of 5) 7/16" RH - 1.30 shank.....	\$13.00
L-5250	Duplex acorn lug nuts - 1/2" RH - Long (card of 4)	\$13.00
L-5258	Duplex acorn lug nuts - 9/16" RH - X-Long (card of 4).....	\$13.00
L-5264	Duplex acorn lug nuts - 14mm 1.5 - Long (card of 4).....	\$13.00
L-5300	Acorn lug nut - closed end (card of 5) 1/2" RH - .60" taper	\$13.00
L-5302	Acorn lug nut - closed end (card of 5) 7/16" RH - .60" taper	\$13.00
A - 2001	Small Decal (1" x 5")	N/C
A - 2002	Large Decal (2" x 12")	N/C
A - 2203	Polyvistar Banner (14 x 72")	N/C
A - 2524	2006 W.D. Price Sheet.....	N/C
M - 2006	2006 Style Guide.....	N/C
A - 2006	2006 Center Line Full-line Catalog A-2006	N/C
FS-8303	Anglia Spindle Bearing Kit.....	\$80.00
FS-8304	Strange Spindle Bearing Kit.....	\$80.00

A2525 2006 W/D – Price List - 03/01/05
© 2005 Center Line Wheel Corp.

13521 Freeway Drive
 Santa Fe Springs, CA 90670

Local: 562-921-9637
 Toll Free: 800-345-8671
 FAX: 562-802-7318

World Wide Web:
<http://www.centerlinewheels.com>

ACCESSORIES

PART NUMBER	DESCRIPTION	PRICE
C-20	Chrome plastic dust cover - for 2.750" spindle hole	\$13.00
C-47	2 allens & wrench, 2" screws	\$8.00
C-49	3" Hellcat screw (2-per bag).....	\$8.00
C-62	1/4-20, 2-1/2" long screw (Extreme cap)	\$8.00
C-70	Chrome plastic dust cover - for 3.187" spindle hole	\$13.00
CS-20	Chrome steel dust cover - for 2.750" spindle hole	\$13.00
CS-21	Chrome steel dust cover - for 3.505" spindle hole	\$14.00
CS-22	Chrome steel dust cover for VW - 5 lug, 205mm B.C.....	\$28.00
CS-27	4WD open end Billet cap, 2-screw	\$26.00
CS-30	3 Bar Spinner with mounting hub for 2.750 spindle hole	\$21.00
CS-31	3 Bar Spinner with mounting hub for 3.187 spindle hole	\$21.00
CS-70	Chrome steel dust cover - for 3.187" spindle hole	\$13.00
CS-71	Chrome steel dust cover - (open end) for 3.187" spindle hole	\$13.00
CS-101	Tomahawk short closed cap 4.250	\$14.00
CS-102	Chrome steel dust cover (closed end)- for 4.250" spindle hole....	\$14.00
CS-104	Chrome steel dust cover (open end)- for 4.250" spindle hole ...	\$14.00
CS-105	HT Comp, Wilderness, 2" Tall, 5&6 lug	\$42.00
CS-105C	HT Comp, 2" Tall, 5&6 lug chrome.....	\$68.00
CS-106	HT Comp, Wilderness, 2" Tall, 5&6 lug (open end)	\$42.00
CS-106C	HT Comp, Predator, 2" Tall, 5&6 lug chrome (open end)	\$68.00
CS-107	HT Comp, Wilderness, Hellcat, 3-1/2" Tall, 8 lug.....	\$44.00
CS-107C	HT Comp, Hellcat, 3-1/2" Tall, 8 lug chrome	\$68.00
CS-108	HT Comp, Wilderness, Hellcat, 3-1/2" Tall, 8 lug (open end).....	\$44.00
CS-108C	HT Comp, Hellcat, 3-1/2" Tall, 8 lug chrome (open end).....	\$68.00
CS-109	HT Comp, Wilderness, Hellcat, 5" Tall, 8 lug	\$44.00
CS-109C	HT Comp, Hellcat, 5" Tall, 8 lug chrome.....	\$68.00
CS-123	Billet cap assembly 2-screw	\$28.00
CS-125	Hellcat Billet cap assembly.....	\$28.00
CS-135	4WD open ring, 1-screw	\$28.00
CS-136	Logo 1" filler cap	\$28.00
CS-150	4-Lug FWD cap & bolts.....	\$34.00
CS-151	5-Lug FWD cap & bolts.....	\$34.00
CS-152	Monsoon Plastic pop in cap.....	\$18.00
CS-153	Millennium, Sundance Series cap	\$28.00
CS-153C	Millennium, Sundance Series cap chrome	\$32.00
CS-156	Orbital 2000, Tomahawk Series cap 5x5-1/2H.C., 5x135mm, 6x5-1/2H.C.	\$28.00
CS-156C	Orbital 2000 cap, 5x5-1/2H.C., 5x135mm, 6x5-1/2H.C. chrome	\$34.00
CS-157	Orbital 2000, Tomahawk Series cap 5x4-1/2, 5x4-3/4, 5x5.....	\$28.00
CS-157C	Orbital 2000 cap 5x4-1/2, 5x4-3/4, 5x5 chrome	\$34.00
CS-175B	Center Line Wheel Cap Emblem (each) 1-3/4"	\$8.00
CS-176	Center Line Wheel Cap Emblem 2-3/4"	\$8.00
CS-210	HT Comp, Wilderness 3", 8 lug cap (closed end)	\$18.00
CS-211	HT Comp, Wilderness short 8 lug cap (closed end)	\$18.00
CS-212	HT Comp, Wilderness tall 8 lug cap (closed end)	\$18.00
CS-213	HT Comp, Wilderness short 8 lug cap (open end)	\$18.00
CS-8301	Chrome steel dust cover - for spindle-mount wheels (P&S-Anglia).....	\$13.00
CS-8302	Chrome steel dust cover - for Strange spindle.....	\$13.00

O-Ring 310 Fits cap CS-153, CS-153C.....	N/C
O-Ring 315 Fits cap CS-156, CS-156C.....	N/C
O-Ring 315 Fits cap CS-157, CS-157C.....	N/C